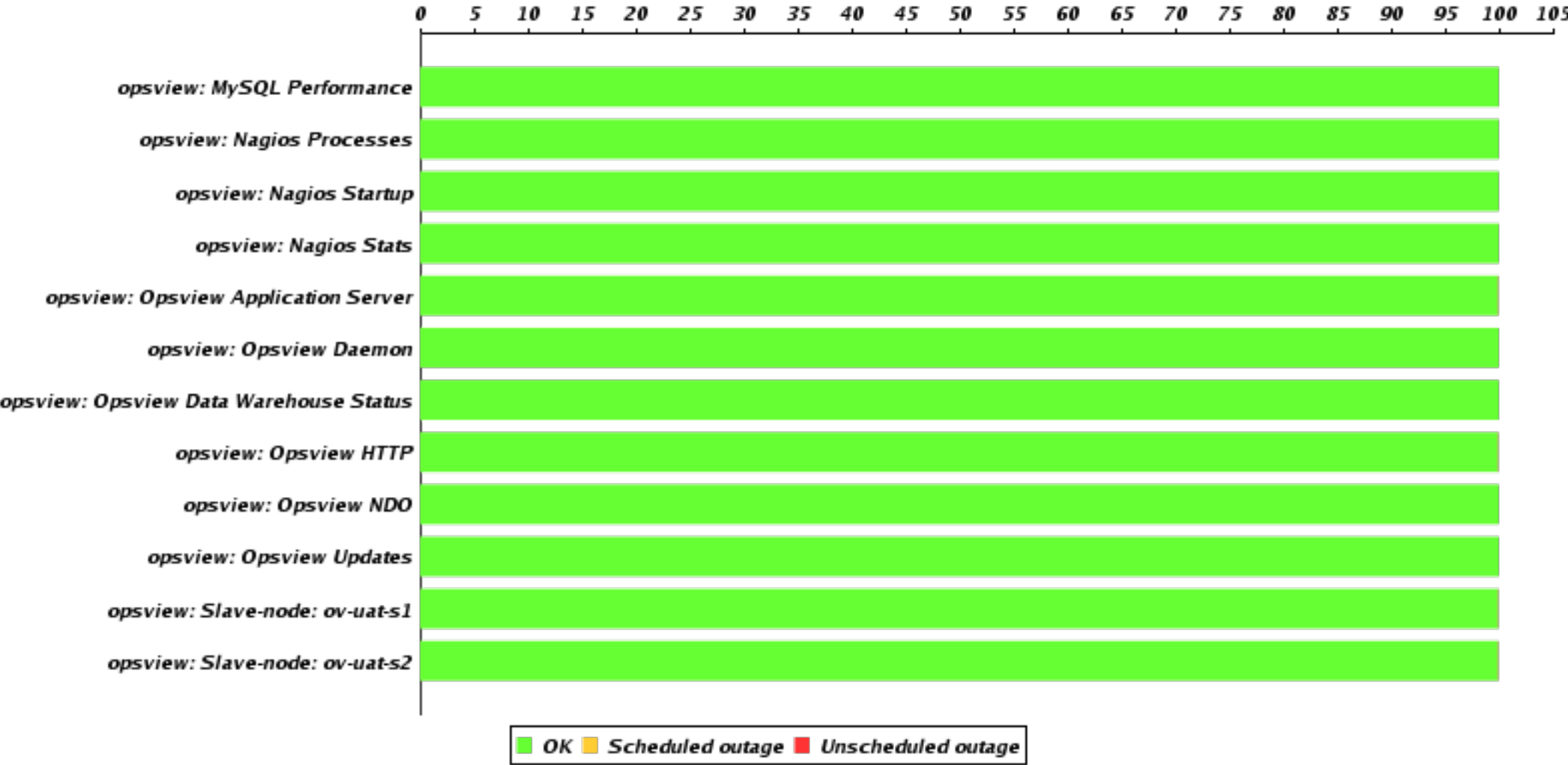


# Monthly Combined Service Level And Performance Report

Keyword: opsview-components

Time zone: Europe/Rome

Monthly Availability Chart



Monthly Service Level Availability Summary Table

Host	Service	Availability	Scheduled Outage	Unscheduled Outage	Total Availability	SLA Target
opsview	MySQL Performance	100.000 %	0.000 %	0.000 %	100.000 %	99.988 %
opsview	Nagios Processes	100.000 %	0.000 %	0.000 %	100.000 %	99.988 %
opsview	Nagios Startup	100.000 %	0.000 %	0.000 %	100.000 %	99.988 %
opsview	Nagios Stats	100.000 %	0.000 %	0.000 %	100.000 %	99.988 %
opsview	Opsview Application Server	99.965 %	0.000 %	0.035 %	99.965 %	99.988 %
opsview	Opsview Daemon	99.998 %	0.000 %	0.002 %	99.998 %	99.988 %
opsview	Opsview Data Warehouse Status	100.000 %	0.000 %	0.000 %	100.000 %	99.988 %
opsview	Opsview HTTP	99.961 %	0.000 %	0.039 %	99.961 %	99.988 %
opsview	Opsview NDO	100.000 %	0.000 %	0.000 %	100.000 %	99.988 %
opsview	Opsview Updates	100.000 %	0.000 %	0.000 %	100.000 %	99.988 %
opsview	Slave-node: ov-uat-s1	99.966 %	0.000 %	0.034 %	99.966 %	99.988 %
opsview	Slave-node: ov-uat-s2	99.963 %	0.000 %	0.037 %	99.963 %	99.988 %

Total Availability equals Availability

Availability: % of time in ok, warn or unknown states

Scheduled Outage: % of time in a critical state where scheduled downtime has been marked

Unscheduled Outage: % of time in a critical state where no scheduled downtime has been marked

## Monthly Performance Summary Table

Host	Service	Metric	Average value
opsview	MySQL Performance	Connections	0.233
opsview	MySQL Performance	Max_used_connections	92.391
opsview	Nagios Processes	procs	7.762
opsview	Nagios Startup	delay	0.787
opsview	Nagios Stats	age (s)	4.594
opsview	Nagios Stats	avgactsvcexect (s)	1.996
opsview	Nagios Stats	avgactsvclatency (s)	0.373
opsview	Nagios Stats	avgpsvsvclatency (s)	0.402
opsview	Nagios Stats	cmdbuf	0.002
opsview	Nagios Stats	maxactsvcexect (s)	28.130
opsview	Nagios Stats	maxactsvclatency (s)	2.554
opsview	Nagios Stats	maxcmdbuf	32.202
opsview	Nagios Stats	maxpsvsvclatency (s)	1.183
opsview	Nagios Stats	numsvcactchk60m	297.877
opsview	Nagios Stats	numsvcpsvchk60m	542.440
opsview	Opsview Application Server	time (s)	0.004
opsview	Opsview Daemon	time (s)	0.010
opsview	Opsview HTTP	size (B)	711.566
opsview	Opsview HTTP	time (s)	0.265
opsview	Opsview NDO	last_import (s)	0.025
opsview	Opsview NDO	ndo_file_backlog	0.025
opsview	Slave-node: ov-uat-s1	backlog	0.059

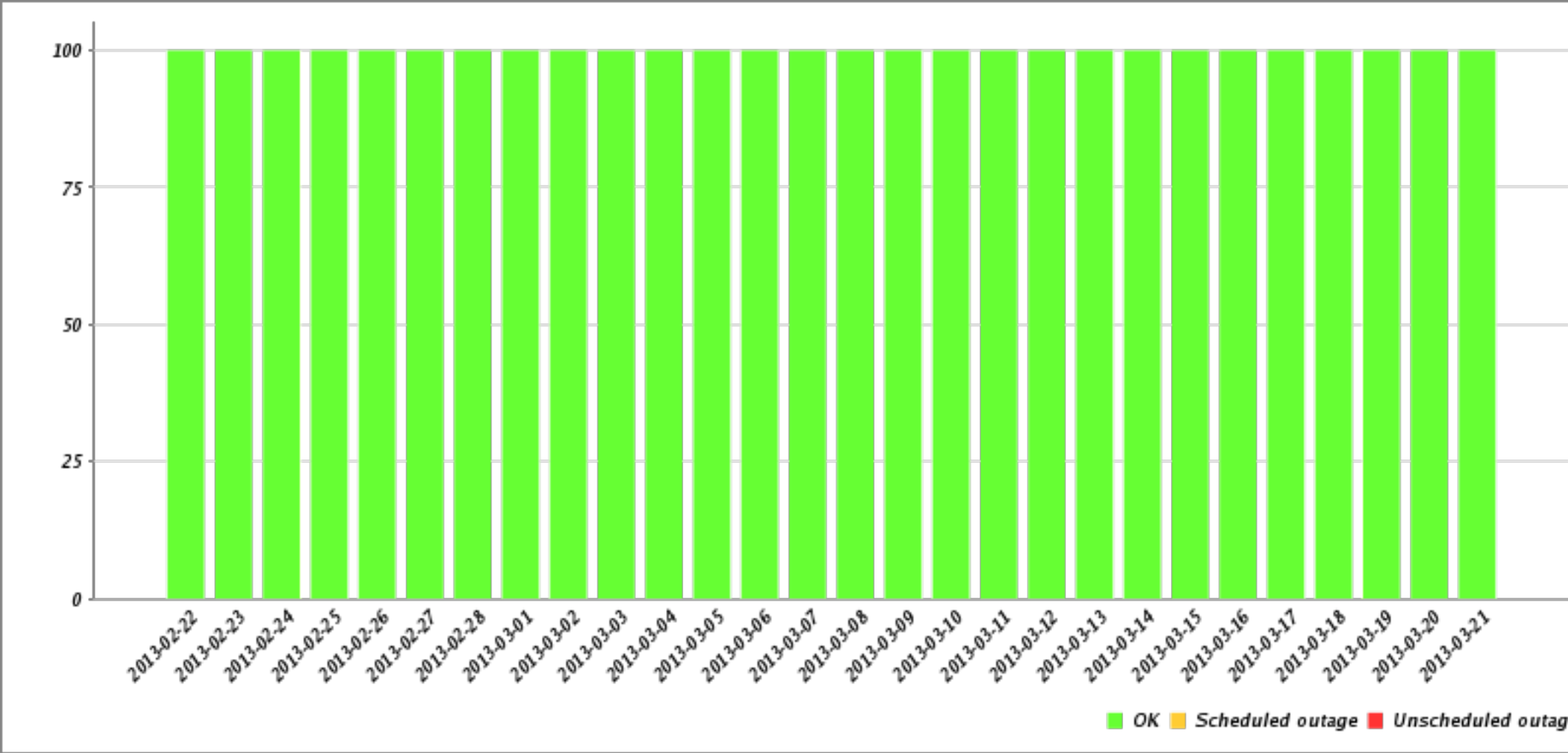
Monthly Performance Summary Table

Host	Service	Metric	Average value
opsview	Slave-node: ov-uat-s1	last_import (s)	0.111
opsview	Slave-node: ov-uat-s1	time (s)	0.500
opsview	Slave-node: ov-uat-s2	backlog	0.030
opsview	Slave-node: ov-uat-s2	last_import (s)	0.062
opsview	Slave-node: ov-uat-s2	time (s)	0.496

Daily Breakdown And Performance Graphs

### Daily Breakdown And Performance Graphs

Hostname: opsview  
Service: MySQL Performance

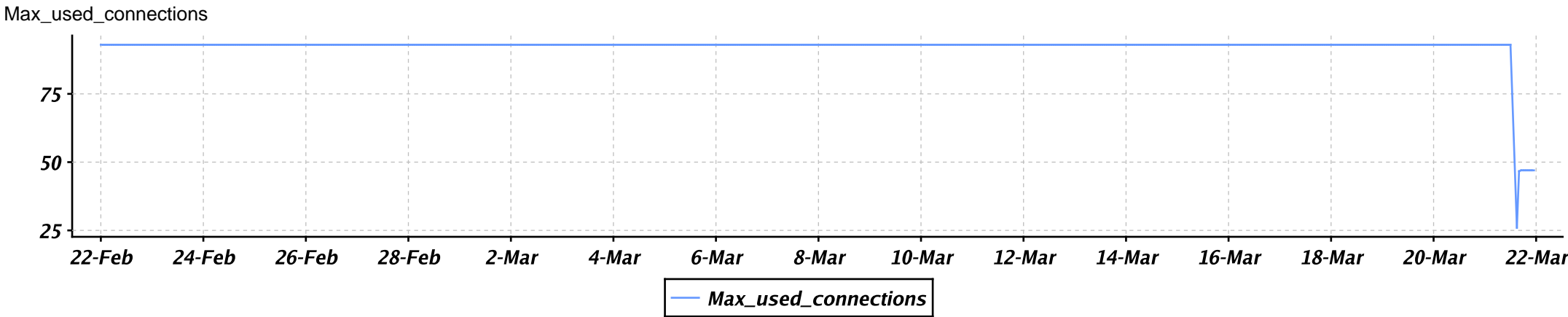
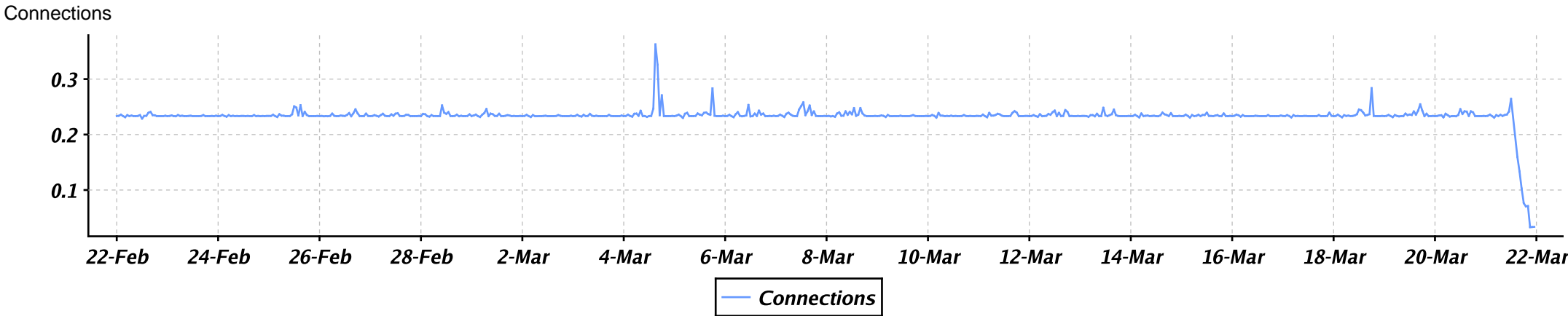


## Daily Breakdown And Performance Graphs

Events			
Date / Time	Status	Type	Information
2013-03-04 18:13:17.0	UNKNOWN	SOFT	MYSQL_PERFORMANCE UNKNOWN - Couldn't see last state
2013-03-04 18:14:13.0	OK	HARD	MYSQL_PERFORMANCE OK - All parameters OK
2013-03-04 18:20:55.0	UNKNOWN	SOFT	MYSQL_PERFORMANCE UNKNOWN - Couldn't see last state
2013-03-04 18:21:55.0	OK	HARD	MYSQL_PERFORMANCE OK - All parameters OK
2013-03-04 18:36:55.0	UNKNOWN	SOFT	MYSQL_PERFORMANCE UNKNOWN - Couldn't see last state
2013-03-04 18:37:55.0	OK	HARD	MYSQL_PERFORMANCE OK - All parameters OK

## Daily Breakdown And Performance Graphs

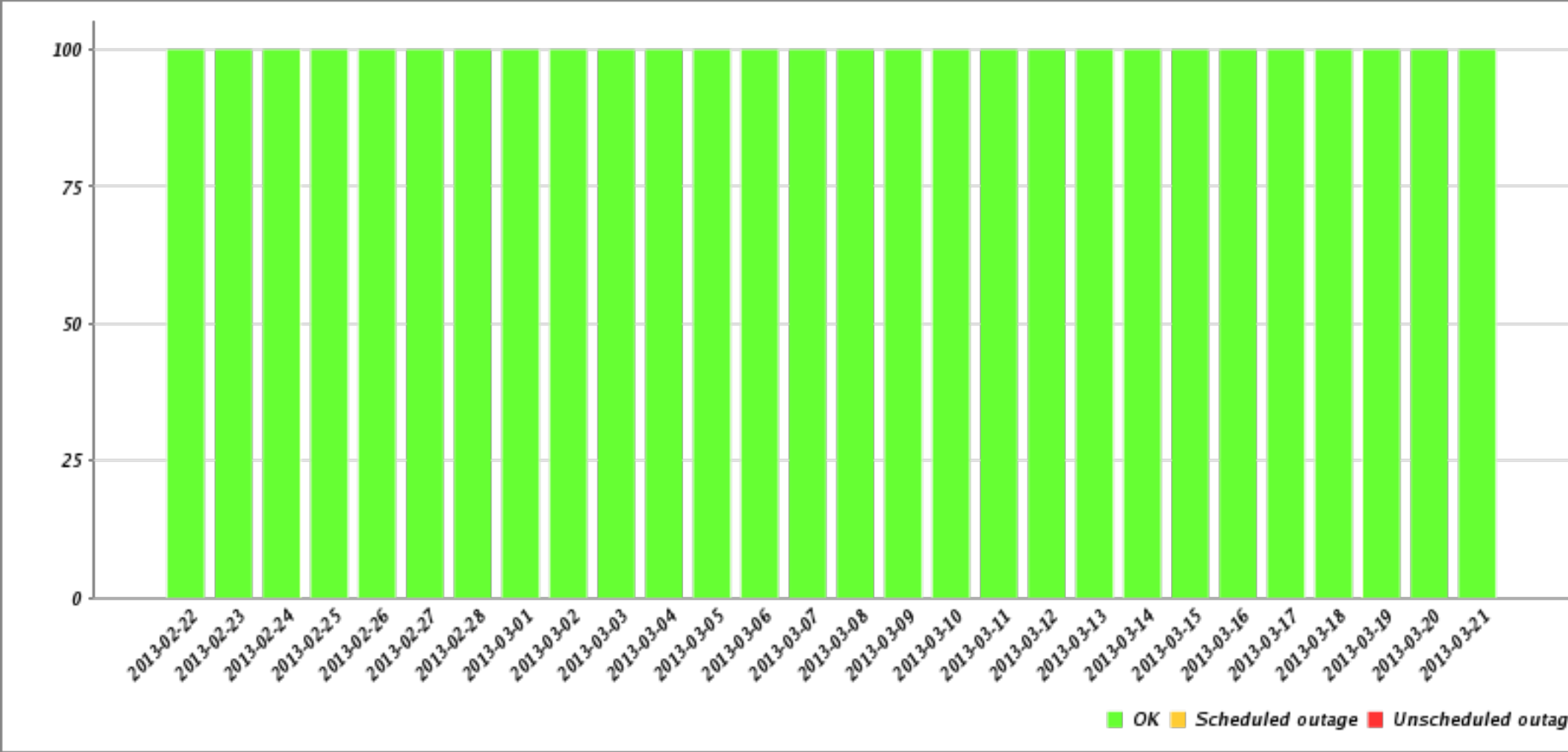
### Monthly Performance Graph





### Daily Breakdown And Performance Graphs

Hostname: opsview  
Service: Nagios Processes

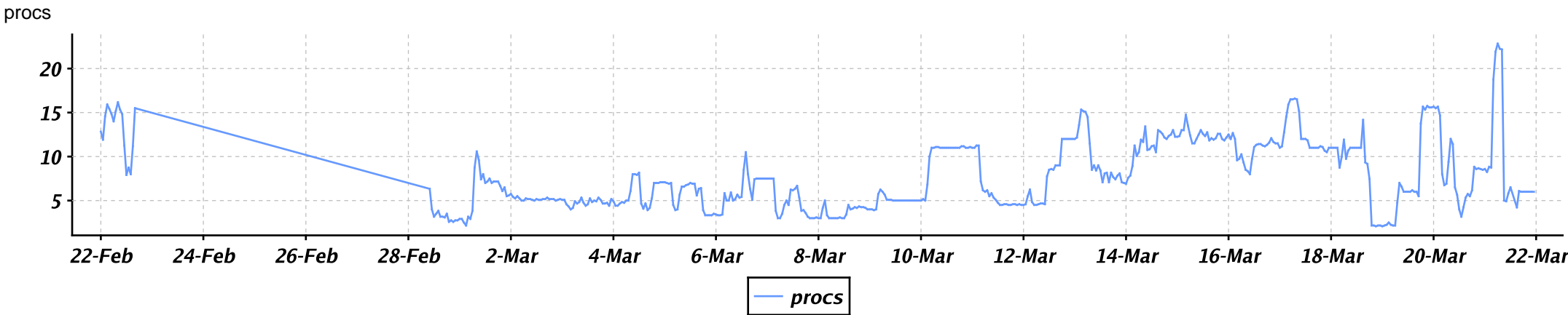


## Daily Breakdown And Performance Graphs

Events			
Date / Time	Status	Type	Information
2013-02-22 16:14:55.0	UNKNOWN	SOFT	Dependency failure
2013-02-22 16:15:55.0	UNKNOWN	SOFT	Dependency failure
2013-02-22 16:16:55.0	UNKNOWN	HARD	Dependency failure
2013-02-28 10:48:38.0	OK	HARD	PROCS OK: 8 processes with command name 'nagios'

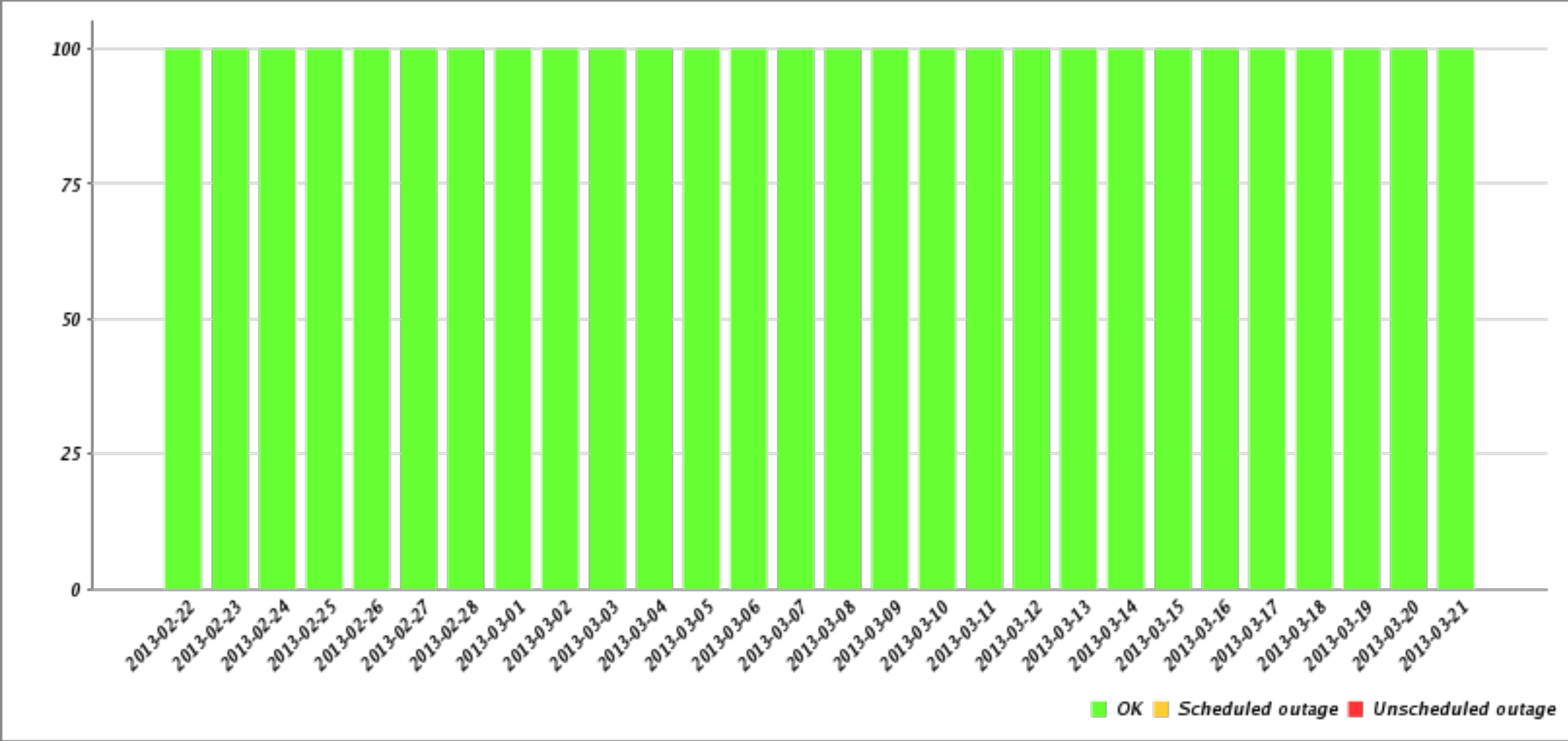
## Daily Breakdown And Performance Graphs

### Monthly Performance Graph



### Daily Breakdown And Performance Graphs

Hostname: opsview  
Service: Nagios Startup

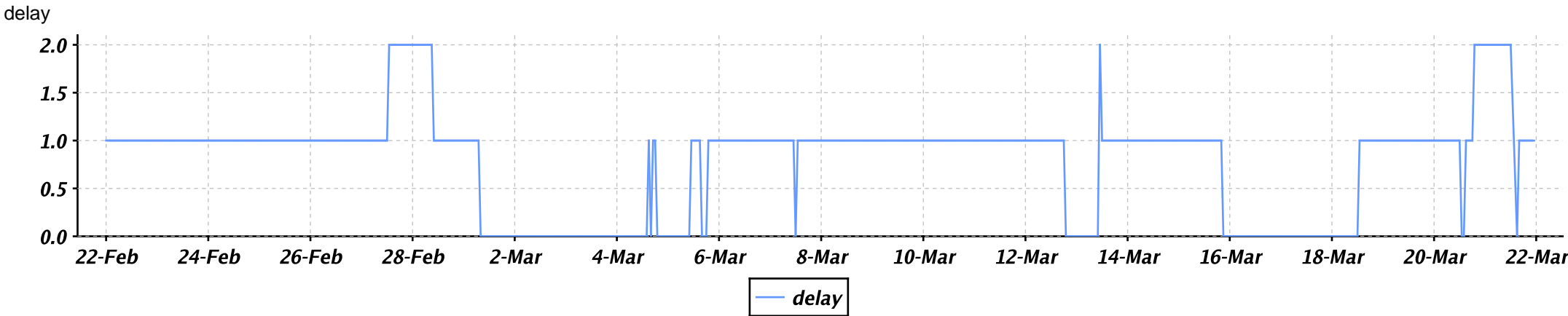


## Daily Breakdown And Performance Graphs

Events			
Date / Time	Status	Type	Information
No events			

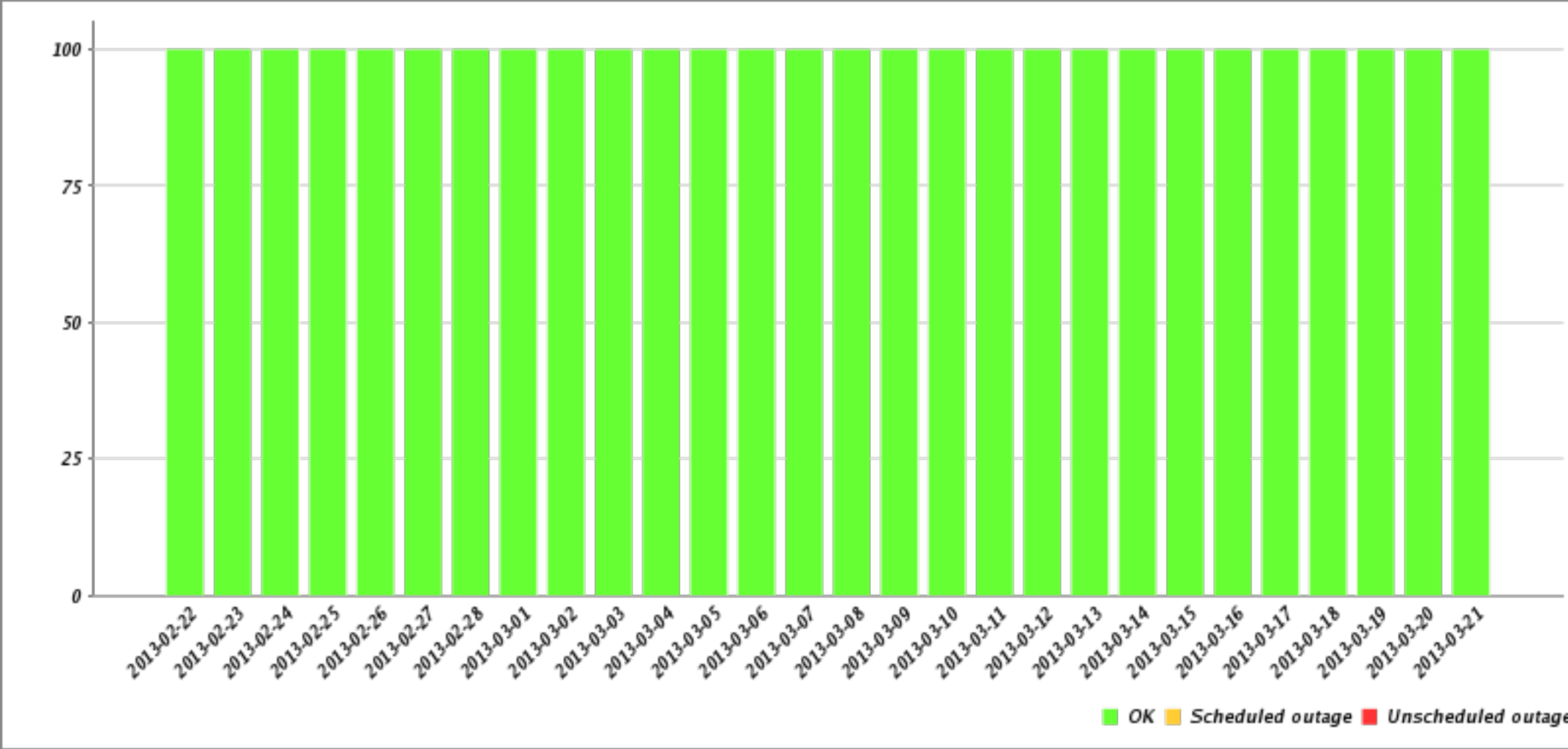
# Daily Breakdown And Performance Graphs

Monthly Performance Graph



### Daily Breakdown And Performance Graphs

Hostname: opsview  
Service: Nagios Stats



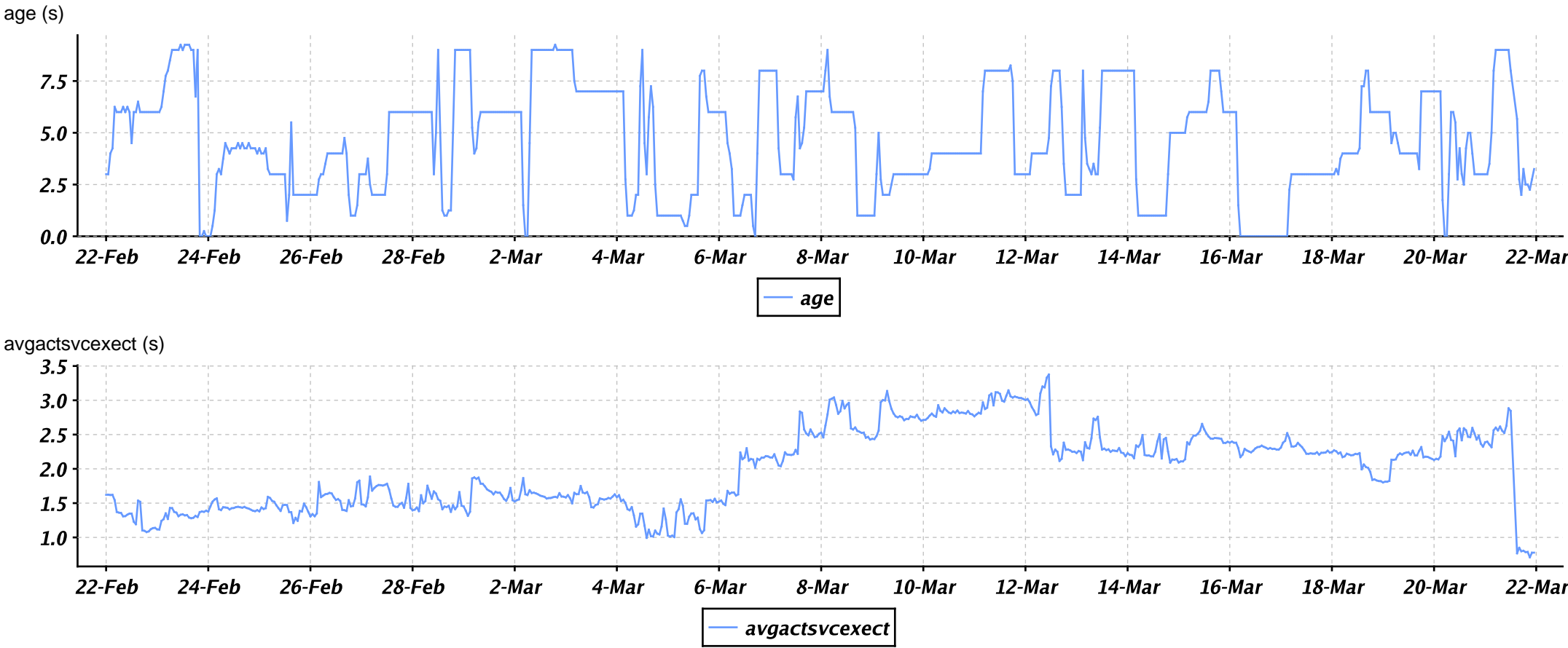
## Daily Breakdown And Performance Graphs

Events			
Date / Time	Status	Type	Information
No events			



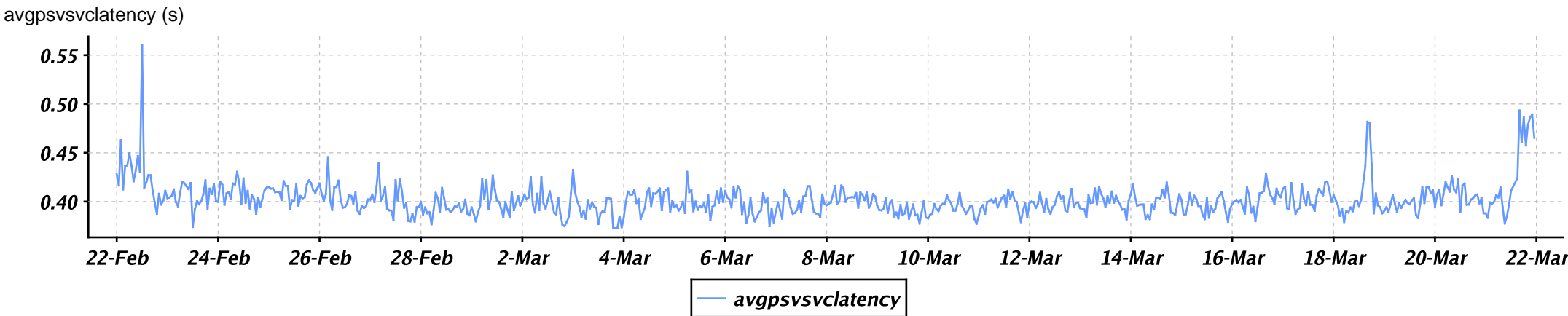
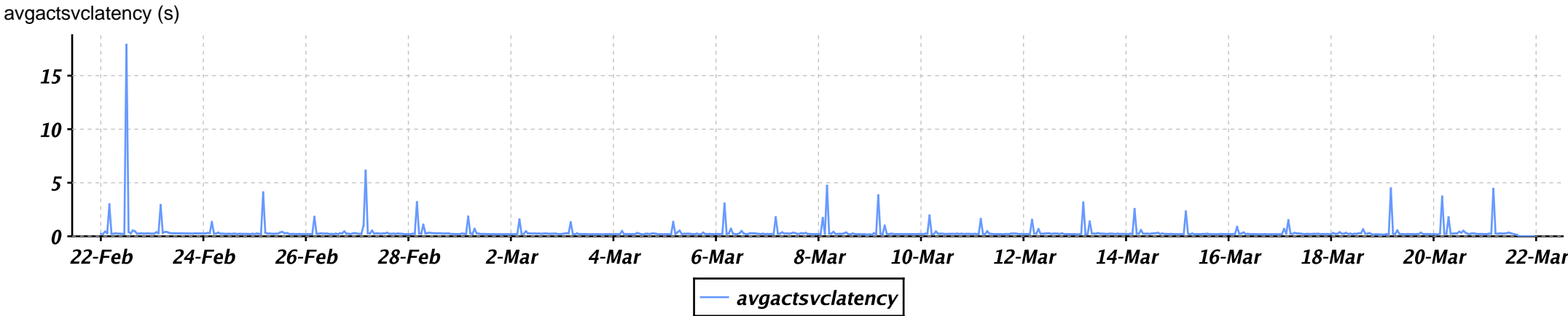
## Daily Breakdown And Performance Graphs

### Monthly Performance Graph



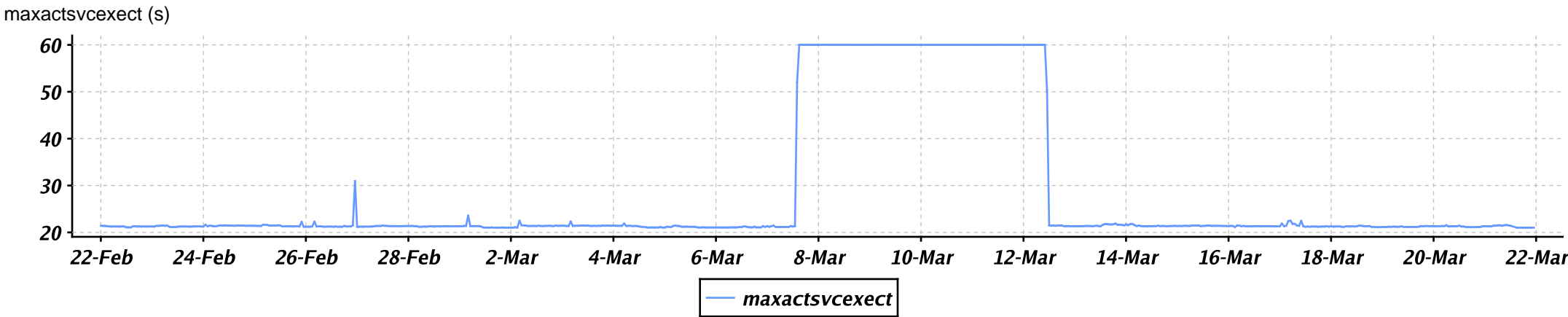
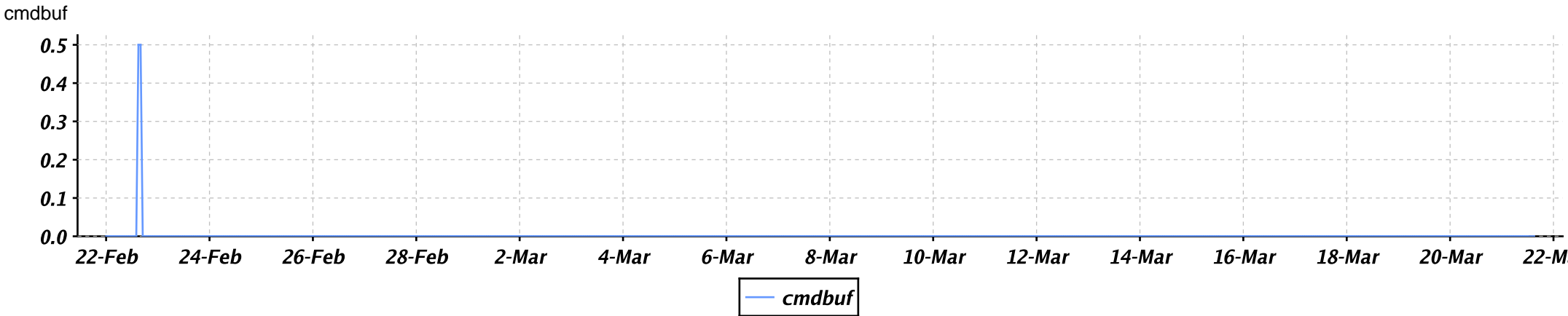
## Daily Breakdown And Performance Graphs

### Monthly Performance Graph



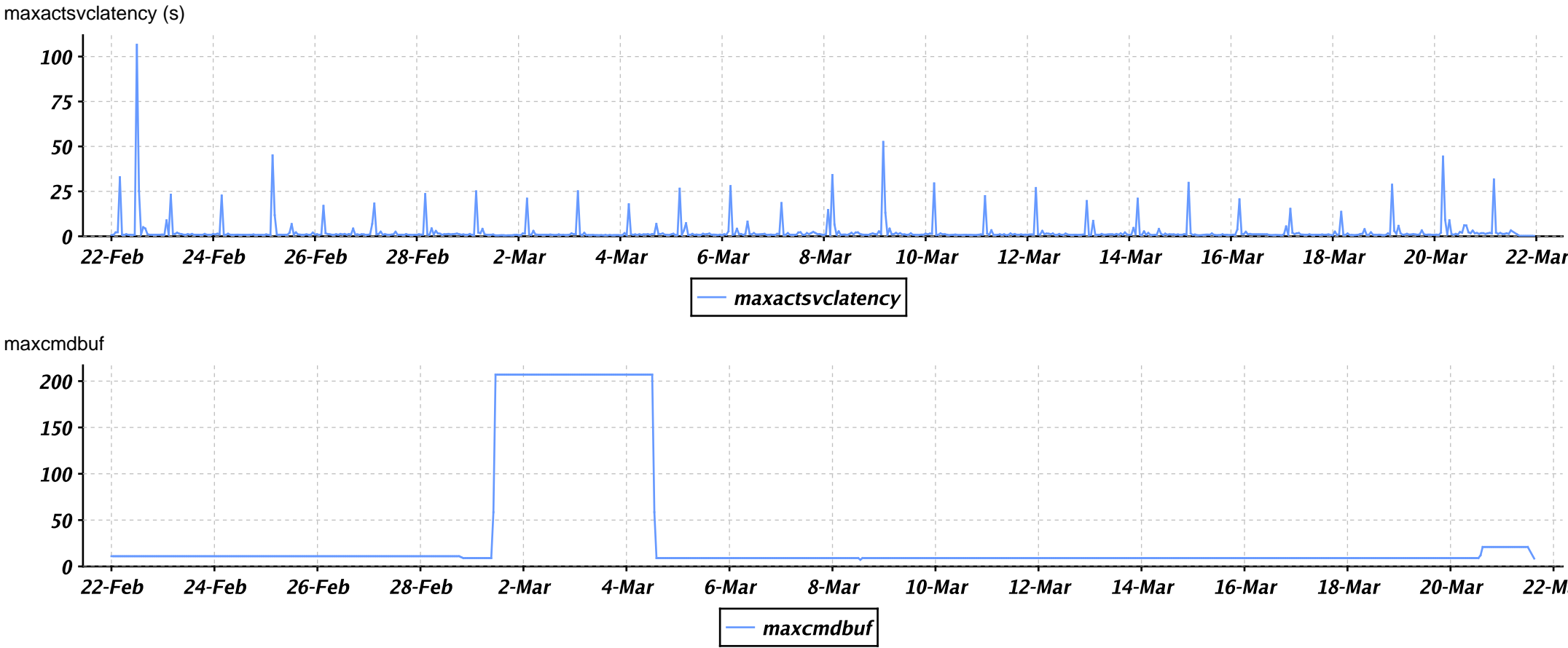
### Daily Breakdown And Performance Graphs

#### Monthly Performance Graph



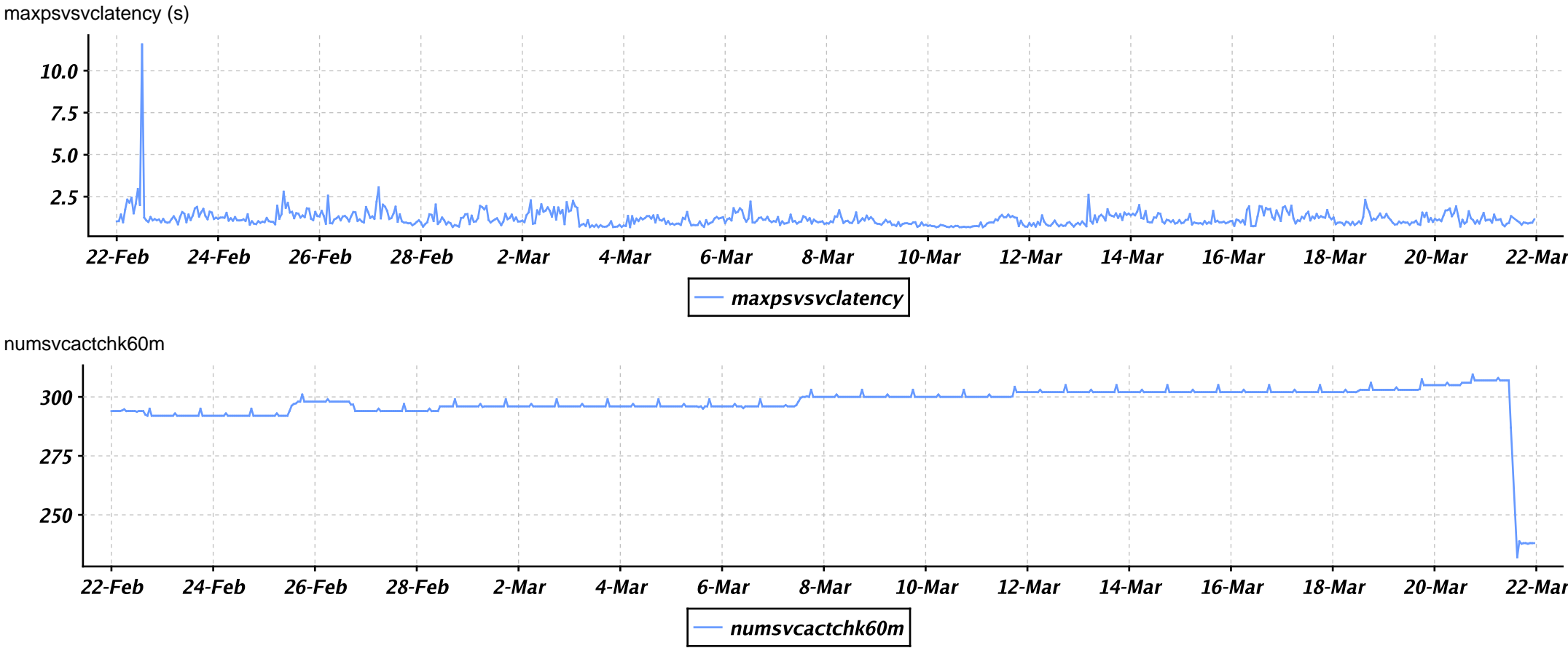
## Daily Breakdown And Performance Graphs

### Monthly Performance Graph



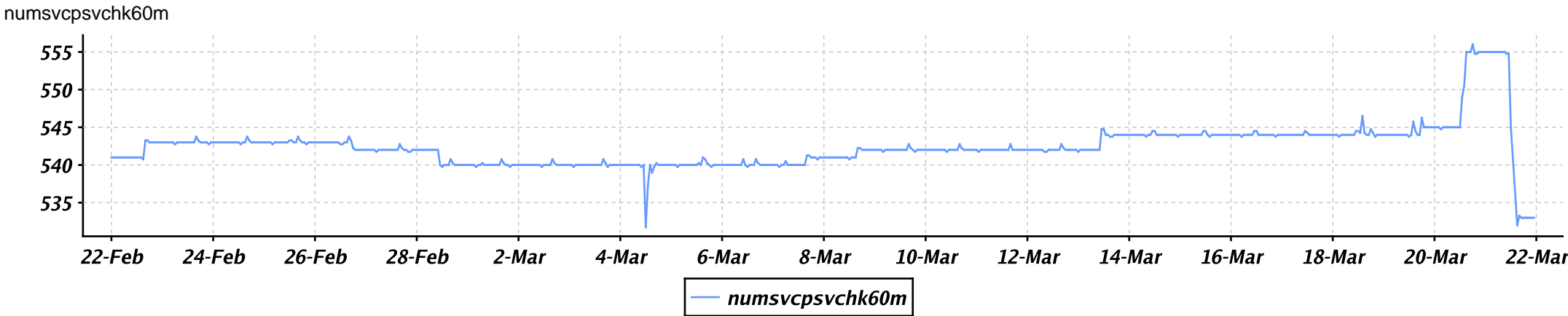
## Daily Breakdown And Performance Graphs

### Monthly Performance Graph



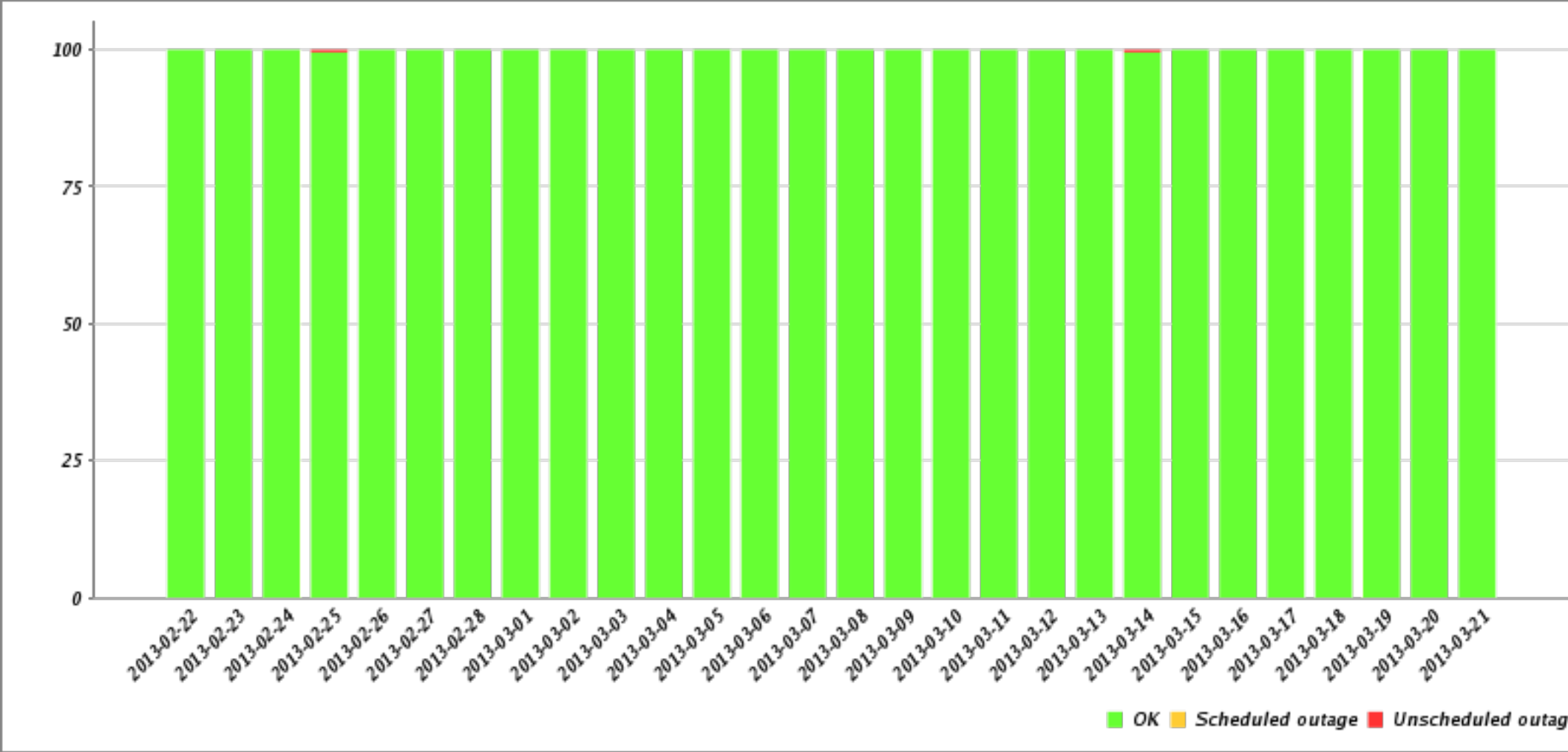
## Daily Breakdown And Performance Graphs

### Monthly Performance Graph



### Daily Breakdown And Performance Graphs

Hostname: opsview  
Service: Opsview Application Server



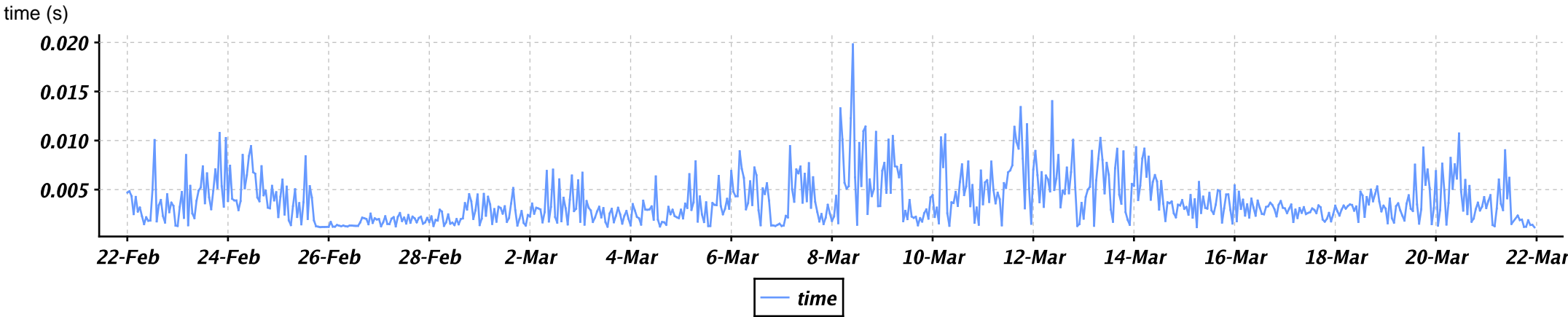
## Daily Breakdown And Performance Graphs

Events			
Date / Time	Status	Type	Information
2013-02-25 17:12:46.0	CRITICAL	SOFT	Connection refused
2013-02-25 17:13:46.0	CRITICAL	SOFT	Connection refused
2013-02-25 17:14:47.0	CRITICAL	HARD	Connection refused
2013-02-25 17:19:46.0	OK	HARD	TCP OK - 0.001 second response time on port 3000
2013-03-14 15:33:41.0	CRITICAL	SOFT	Connection refused
2013-03-14 15:34:41.0	CRITICAL	SOFT	Connection refused
2013-03-14 15:35:41.0	CRITICAL	HARD	Connection refused
2013-03-14 15:40:41.0	OK	HARD	TCP OK - 0.004 second response time on port 3000



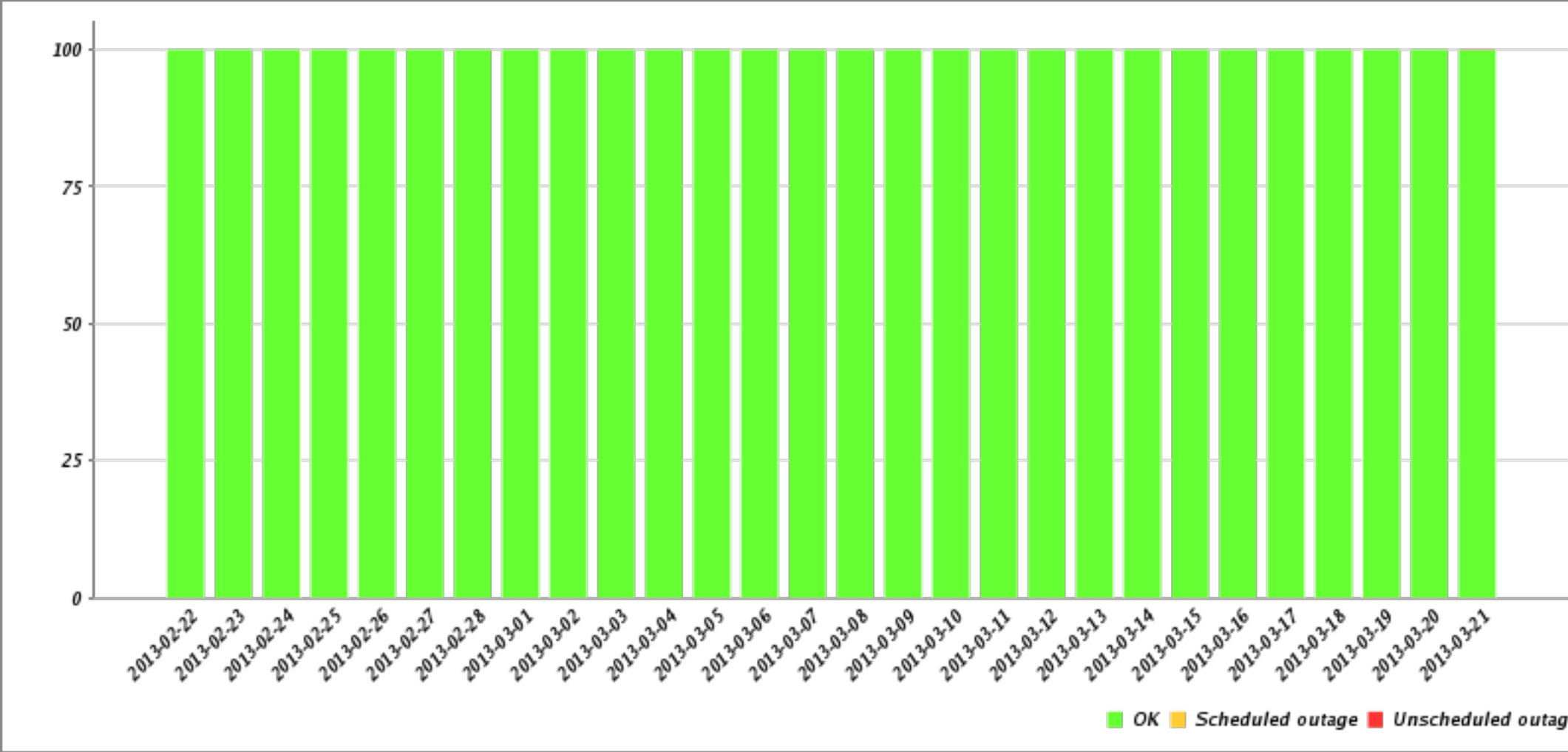
## Daily Breakdown And Performance Graphs

### Monthly Performance Graph



### Daily Breakdown And Performance Graphs

Hostname: opsview  
Service: Opsview Daemon

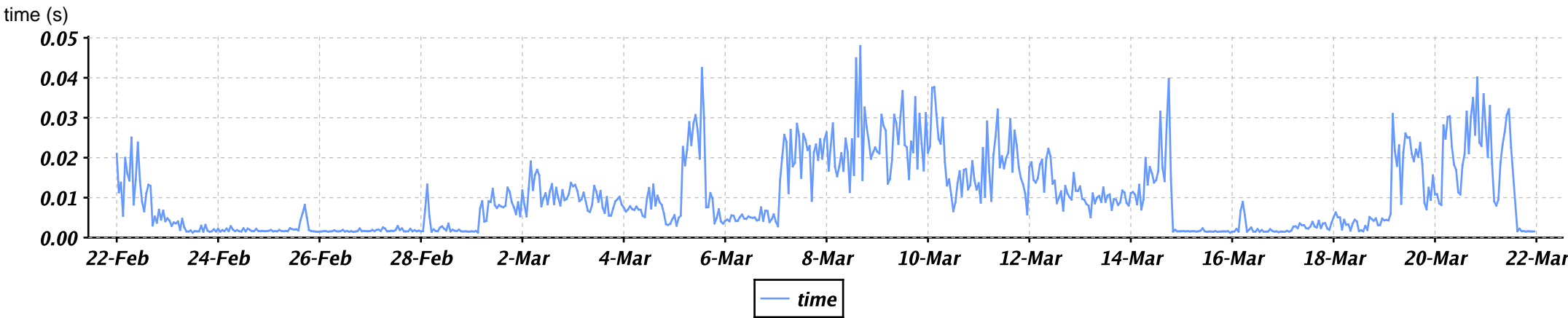


## Daily Breakdown And Performance Graphs

Events			
Date / Time	Status	Type	Information
2013-03-21 21:50:13.0	CRITICAL	SOFT	(Return code of 7 is out of bounds)
2013-03-21 21:51:13.0	OK	HARD	TCP OK - 0.002 second response time on socket /usr/local/nagios/var/rw/opsviewd.cmd

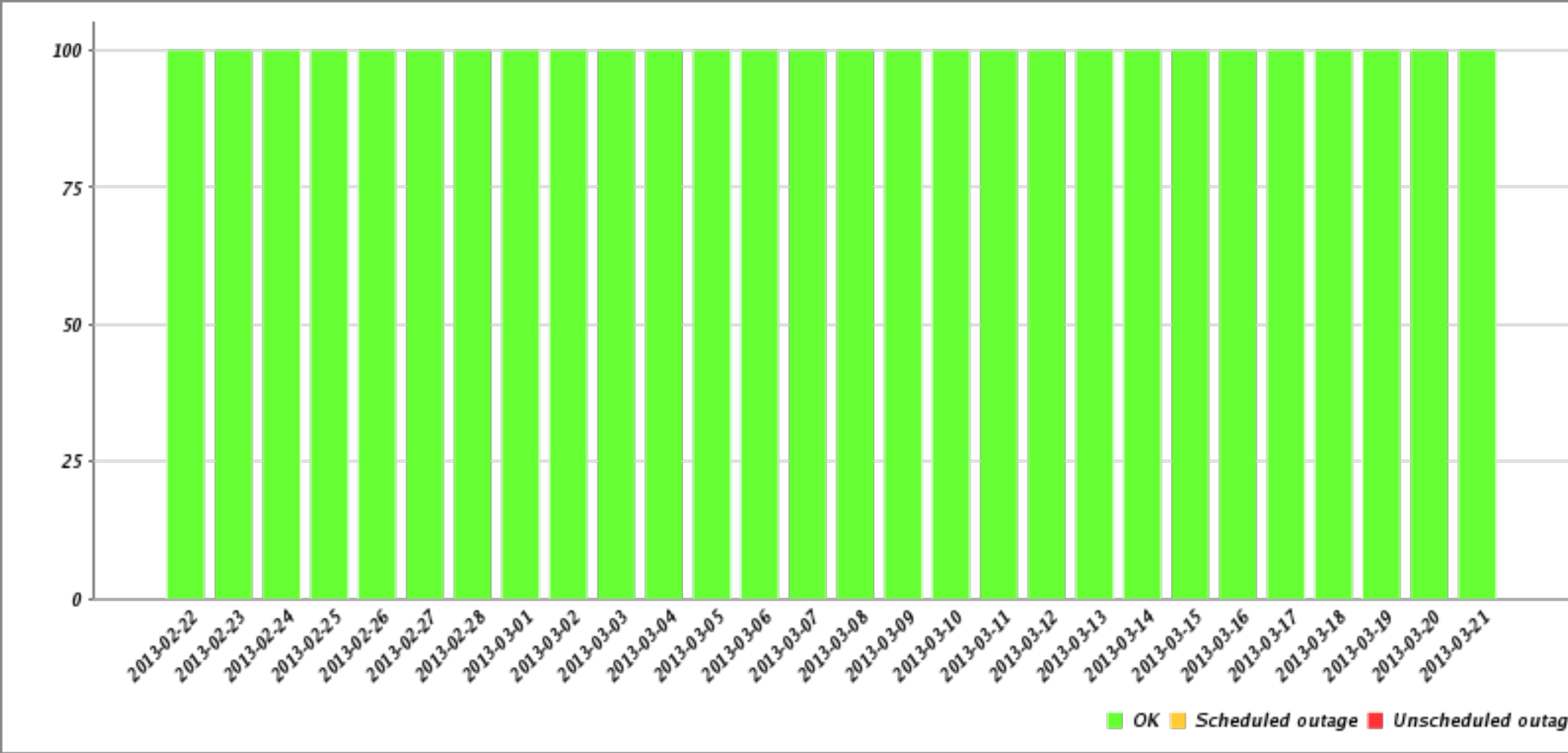
## Daily Breakdown And Performance Graphs

### Monthly Performance Graph



### Daily Breakdown And Performance Graphs

Hostname: opsview  
Service: Opsview Data Warehouse Status



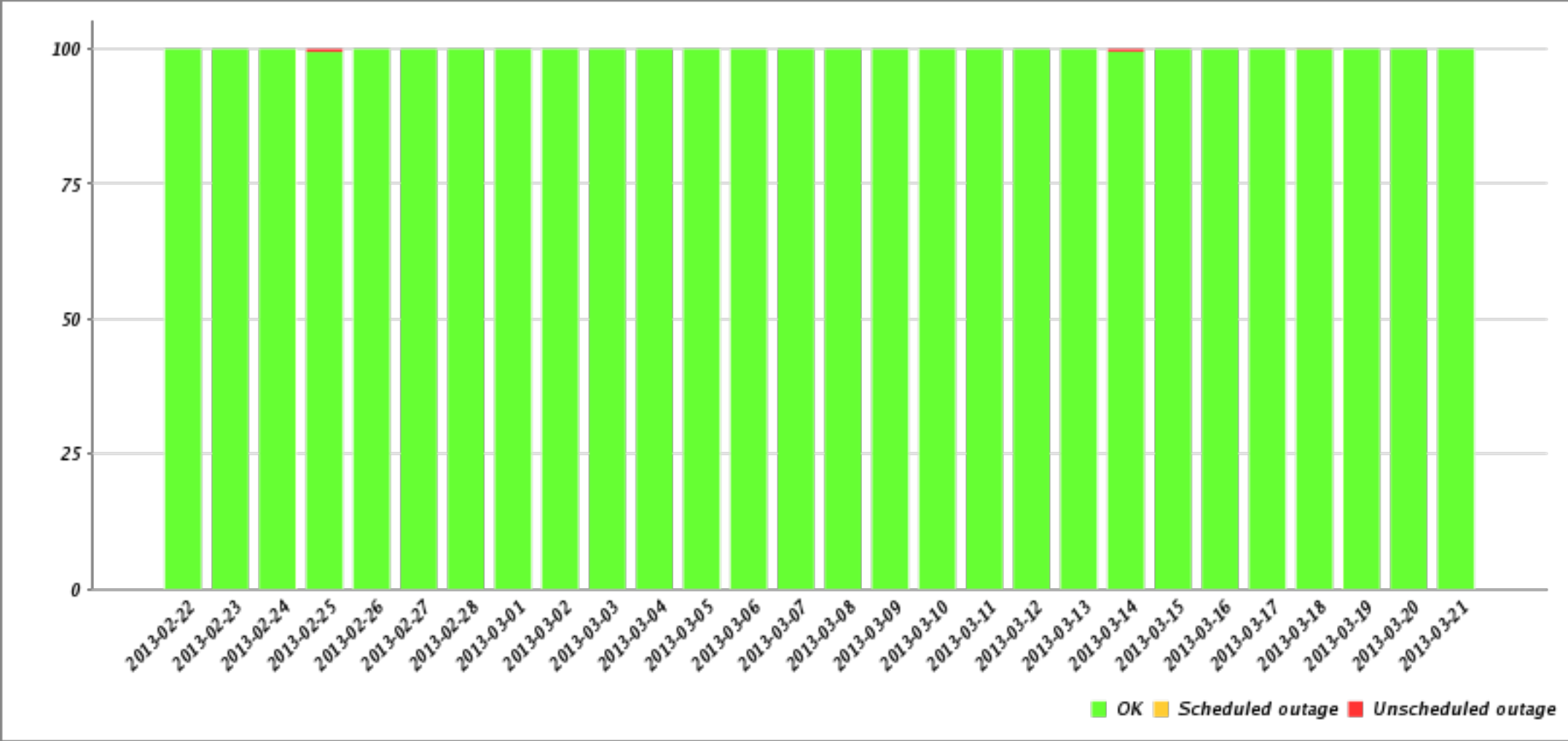
Daily Breakdown And Performance Graphs

Events			
Date / Time	Status	Type	Information
2013-03-21 15:22:55.0	WARNING	SOFT	ODW_STATUS WARNING - No update since: 2013-03-21T11:00:00
2013-03-21 15:23:55.0	WARNING	SOFT	ODW_STATUS WARNING - No update since: 2013-03-21T11:00:00
2013-03-21 15:24:55.0	WARNING	HARD	ODW_STATUS WARNING - No update since: 2013-03-21T11:00:00
2013-03-21 16:24:53.0	OK	HARD	ODW_STATUS OK - Last updated: 2013-03-21T15:00:00

## Daily Breakdown And Performance Graphs

### Daily Breakdown And Performance Graphs

Hostname: opsview  
Service: Opsview HTTP



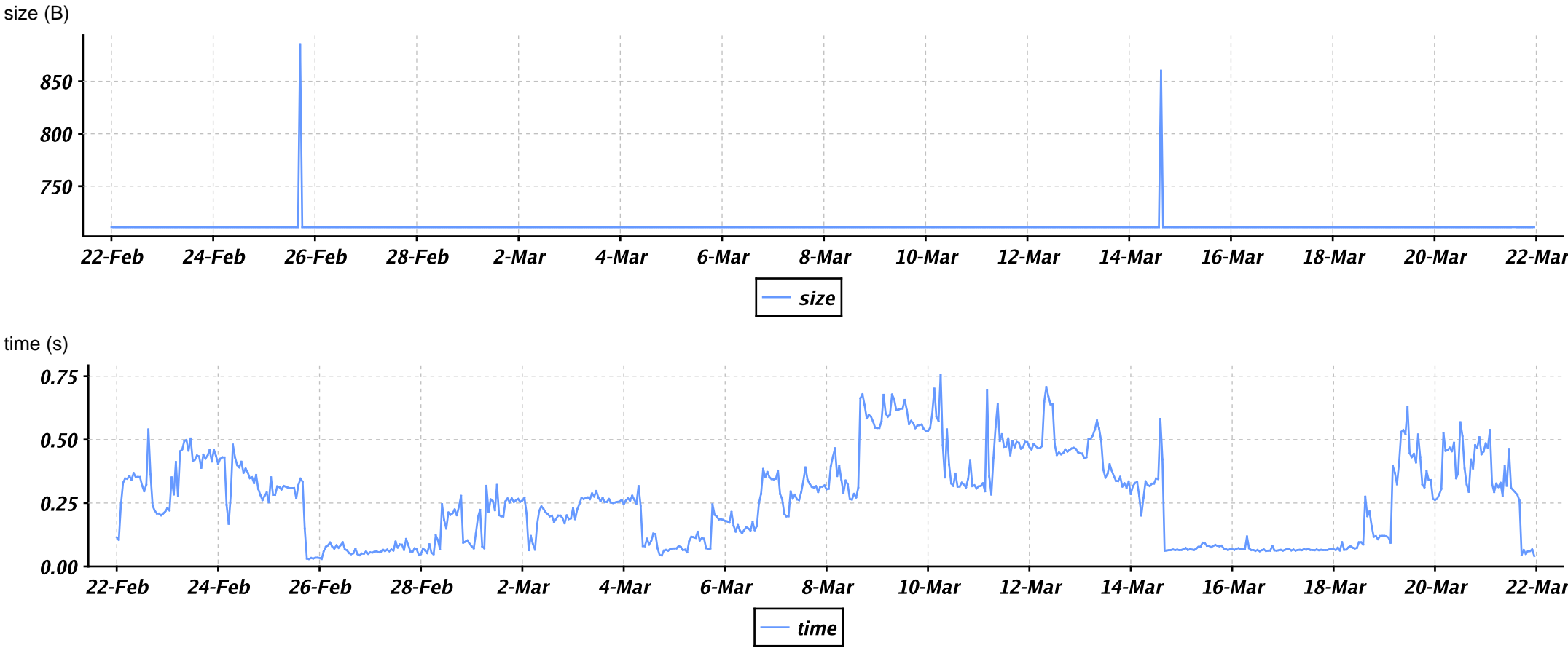


## Daily Breakdown And Performance Graphs

Events			
Date / Time	Status	Type	Information
2013-02-25 17:15:12.0	CRITICAL	SOFT	HTTP CRITICAL: HTTP/1.1 503 Service Temporarily Unavailable - 1357 bytes in 0.663 second response time
2013-02-25 17:16:12.0	CRITICAL	SOFT	HTTP CRITICAL: HTTP/1.1 503 Service Temporarily Unavailable - 1357 bytes in 0.069 second response time
2013-02-25 17:17:12.0	CRITICAL	HARD	HTTP CRITICAL: HTTP/1.1 503 Service Temporarily Unavailable - 1357 bytes in 0.113 second response time
2013-02-25 17:22:13.0	OK	HARD	HTTP OK: HTTP/1.1 302 Found - 739 bytes in 0.029 second response time
2013-02-25 17:27:13.0	CRITICAL	SOFT	HTTP CRITICAL: HTTP/1.1 503 Service Temporarily Unavailable - 1357 bytes in 0.158 second response time
2013-02-25 17:28:13.0	OK	HARD	HTTP OK: HTTP/1.1 302 Found - 711 bytes in 0.029 second response time
2013-03-14 15:33:41.0	CRITICAL	SOFT	HTTP CRITICAL: HTTP/1.1 503 Service Temporarily Unavailable - 1357 bytes in 1.101 second response time
2013-03-14 15:34:41.0	CRITICAL	SOFT	HTTP CRITICAL: HTTP/1.1 503 Service Temporarily Unavailable - 1357 bytes in 0.121 second response time
2013-03-14 15:35:41.0	CRITICAL	HARD	HTTP CRITICAL: HTTP/1.1 503 Service Temporarily Unavailable - 1357 bytes in 0.189 second response time
2013-03-14 15:40:41.0	OK	HARD	HTTP OK: HTTP/1.1 302 Found - 711 bytes in 0.404 second response time
2013-03-18 18:26:01.0	CRITICAL	SOFT	CRITICAL - Socket timeout after 10 seconds
2013-03-18 18:26:50.0	OK	HARD	HTTP OK: HTTP/1.1 302 Found - 711 bytes in 0.101 second response time

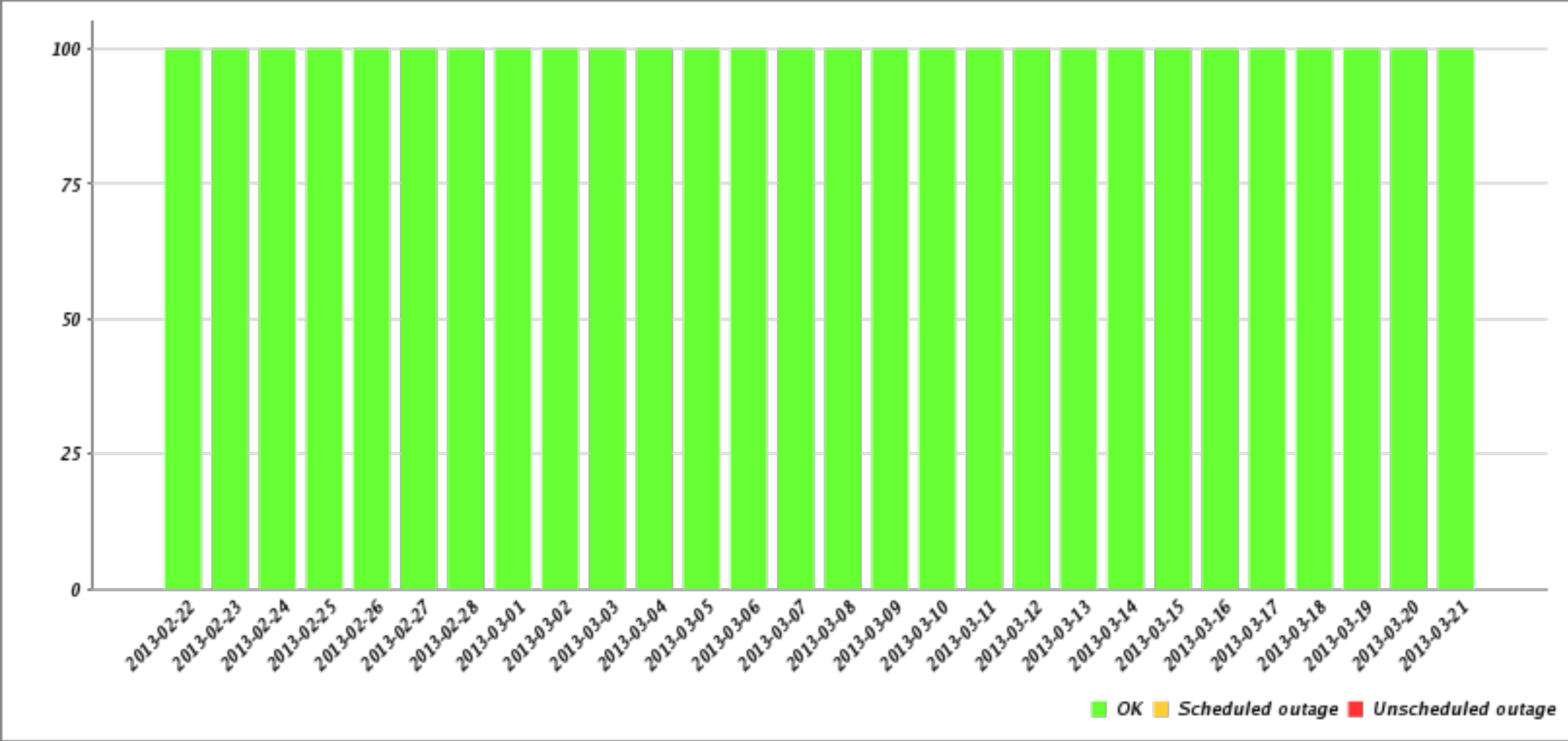
## Daily Breakdown And Performance Graphs

### Monthly Performance Graph



### Daily Breakdown And Performance Graphs

Hostname: opsview  
Service: Opsview NDO

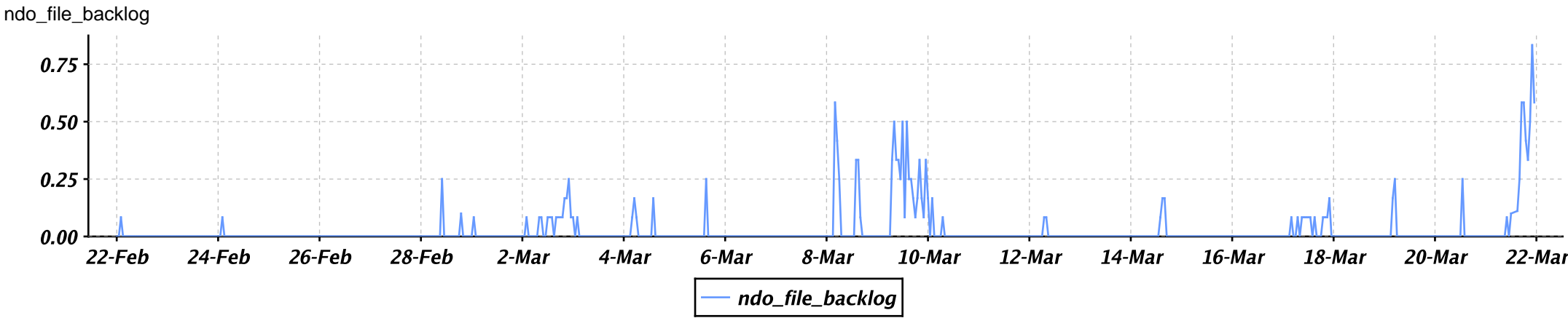
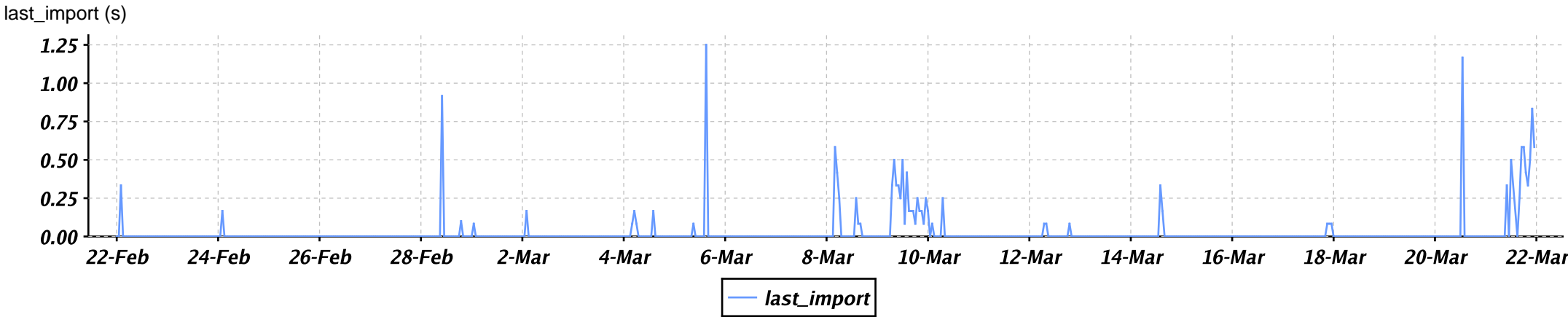


## Daily Breakdown And Performance Graphs

Events			
Date / Time	Status	Type	Information
No events			

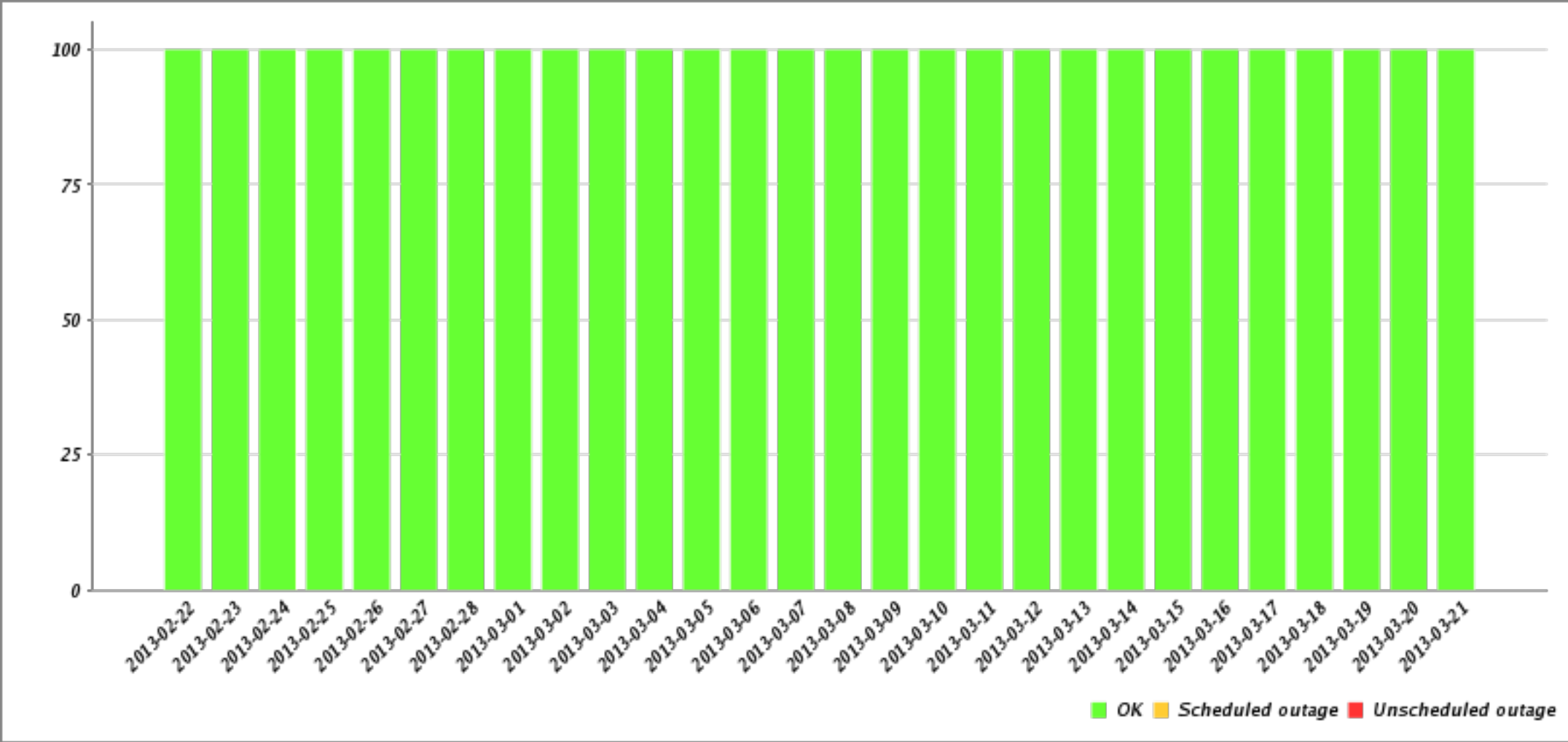
## Daily Breakdown And Performance Graphs

### Monthly Performance Graph



### Daily Breakdown And Performance Graphs

Hostname: opsview  
Service: Opsview Updates



## Daily Breakdown And Performance Graphs

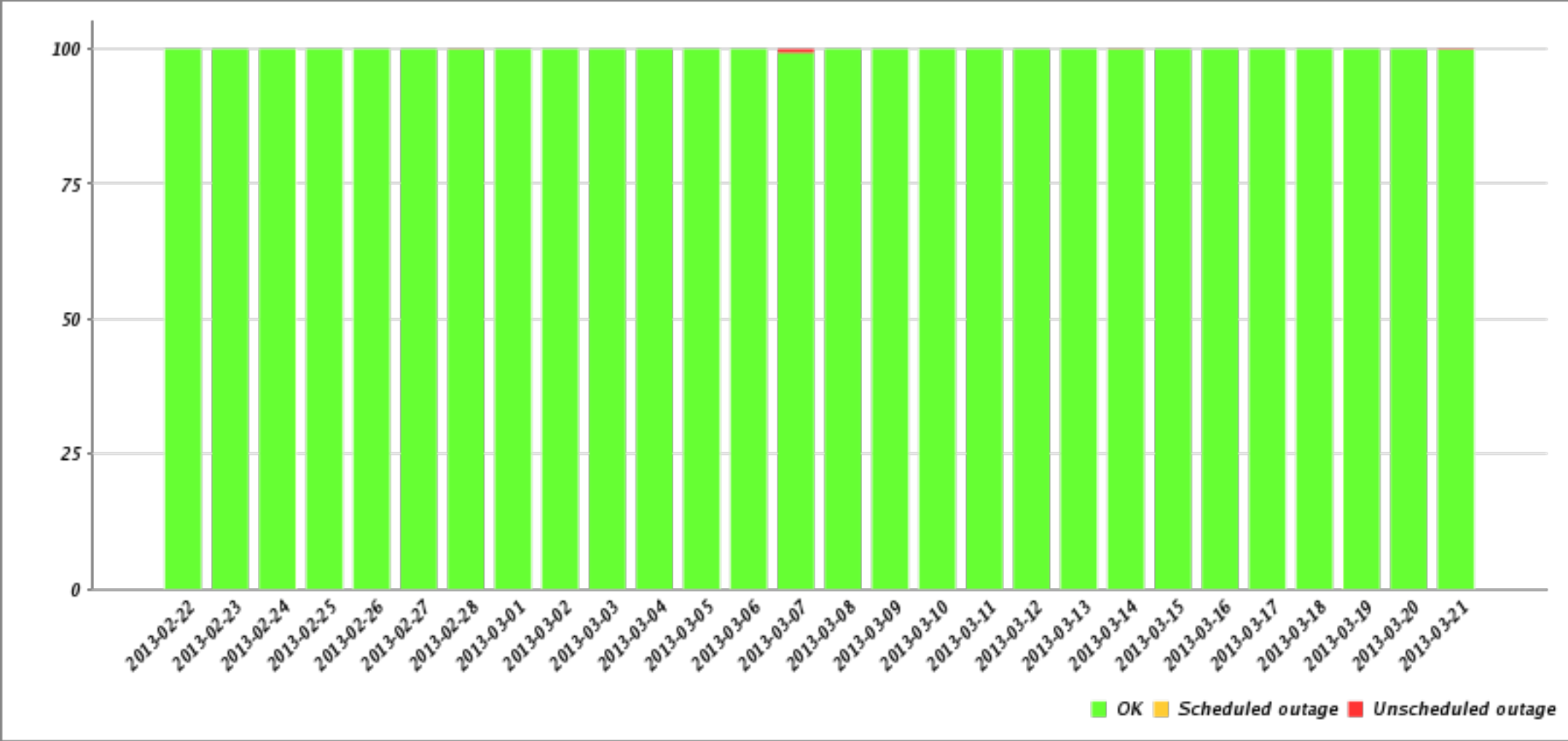
Events			
Date / Time	Status	Type	Information
2013-03-01 05:56:52.0	WARNING	HARD	UPDATES WARNING - read timeout. Please review your settings
2013-03-01 17:56:36.0	OK	HARD	UPDATES OK - Survey information sent

## Daily Breakdown And Performance Graphs



### Daily Breakdown And Performance Graphs

Hostname: opsview  
Service: Slave-node: ov-uat-s1

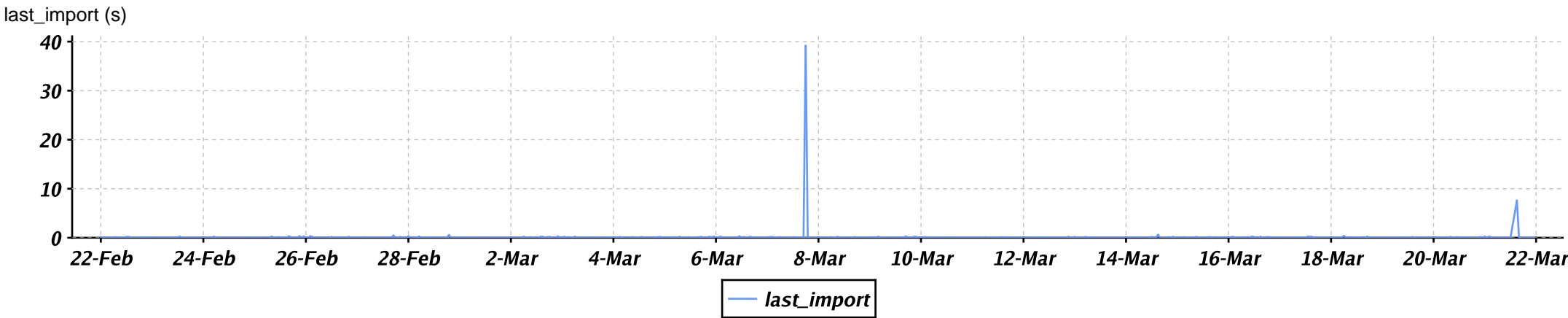
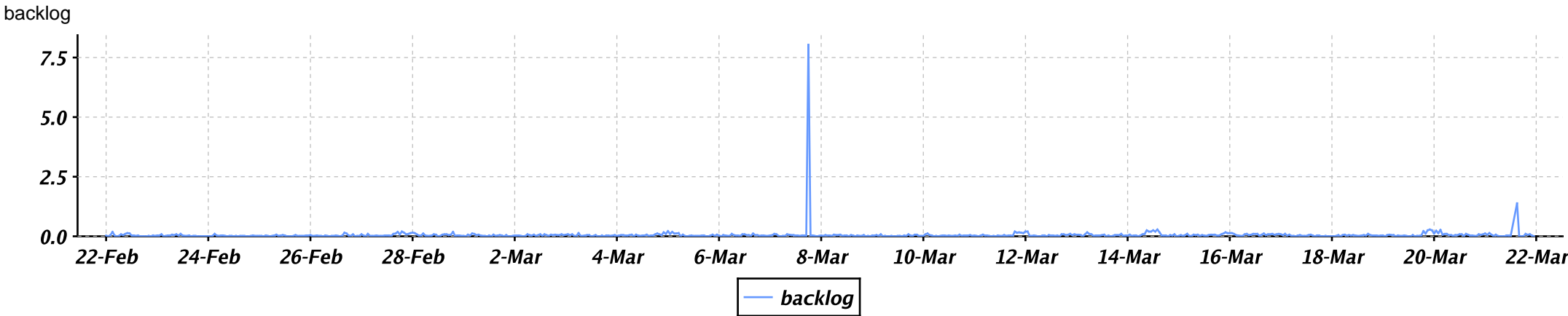


## Daily Breakdown And Performance Graphs

Events			
Date / Time	Status	Type	Information
2013-02-28 19:20:16.0	CRITICAL	SOFT	SLAVE CRITICAL - Slave sending error: Cannot connect [Connection refused] - restarting tunnel
2013-02-28 19:21:11.0	OK	HARD	SLAVE OK
2013-03-07 18:44:10.0	CRITICAL	SOFT	SLAVE CRITICAL - Slave sending error: No data received - restarting tunnel
2013-03-07 18:45:09.0	CRITICAL	HARD	SLAVE CRITICAL - Slave sending error: No data received - restarting tunnel
2013-03-07 18:54:08.0	OK	HARD	SLAVE OK
2013-03-14 15:33:11.0	CRITICAL	SOFT	SLAVE CRITICAL - Slave sending error: Cannot connect [Connection refused] - restarting tunnel
2013-03-14 15:34:10.0	OK	HARD	SLAVE OK
2013-03-21 15:43:54.0	CRITICAL	SOFT	SLAVE CRITICAL - Slave sending error: Cannot connect [Connection refused] - restarting tunnel
2013-03-21 15:44:54.0	OK	HARD	SLAVE OK
2013-03-21 21:48:50.0	CRITICAL	SOFT	(Return code of 7 is out of bounds)
2013-03-21 21:49:51.0	OK	HARD	SLAVE OK

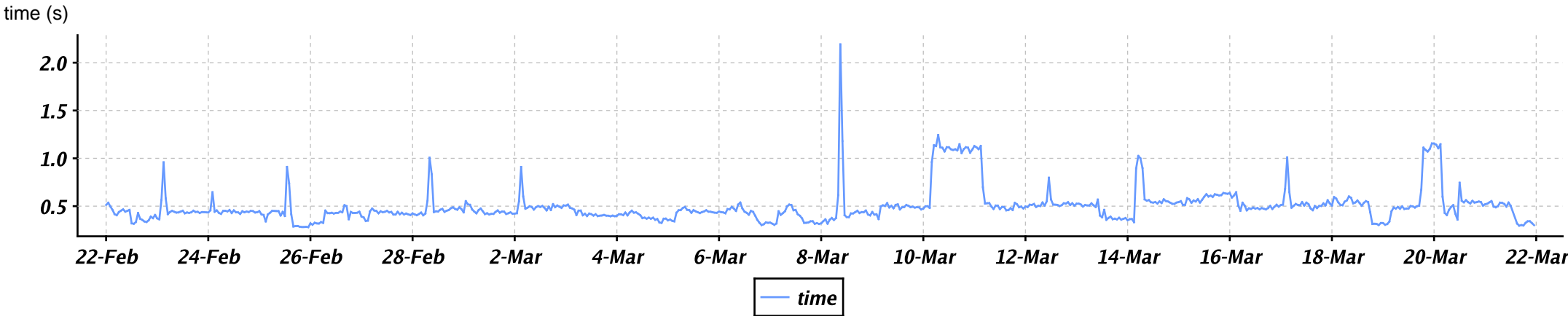
## Daily Breakdown And Performance Graphs

### Monthly Performance Graph



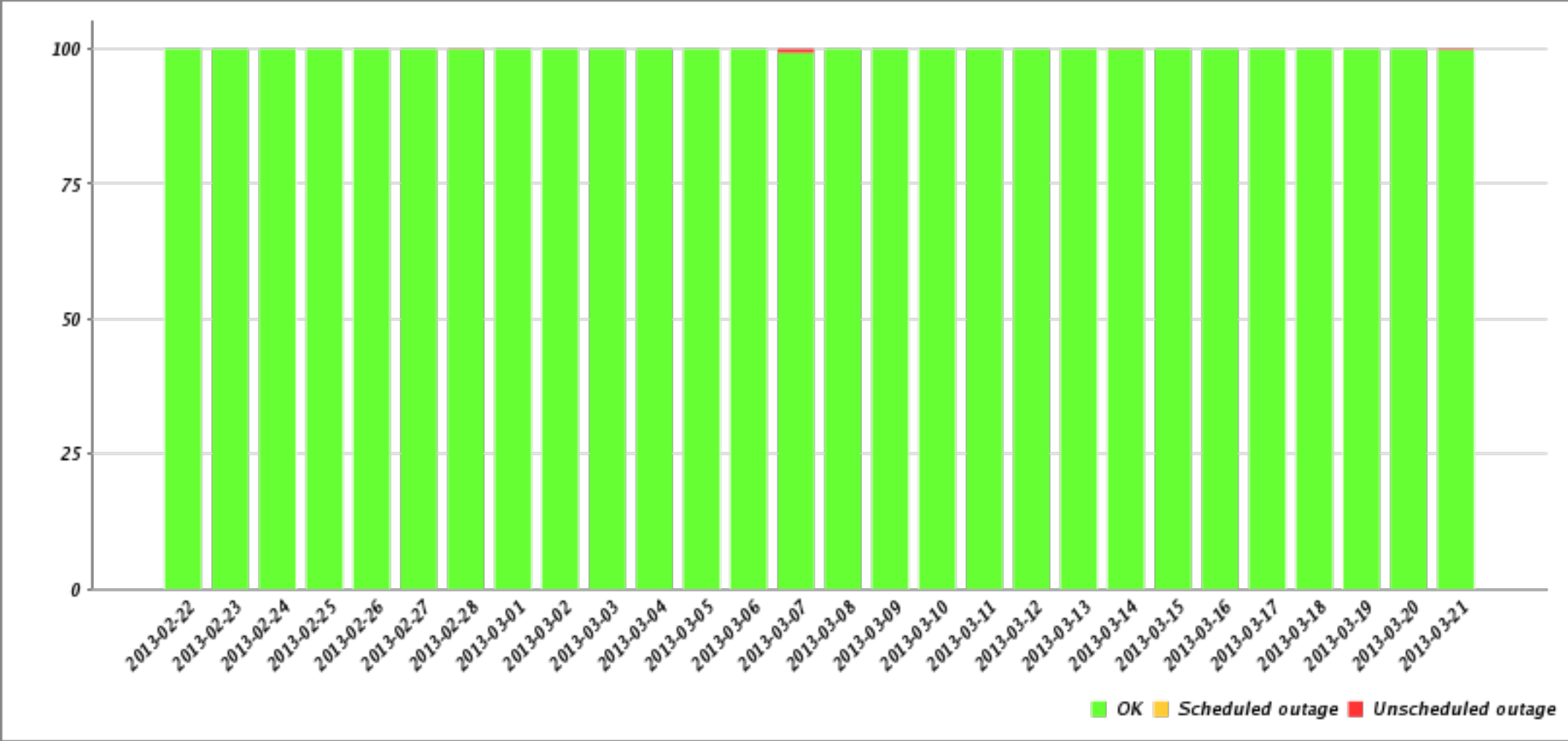
## Daily Breakdown And Performance Graphs

### Monthly Performance Graph



### Daily Breakdown And Performance Graphs

Hostname: opsview  
Service: Slave-node: ov-uat-s2

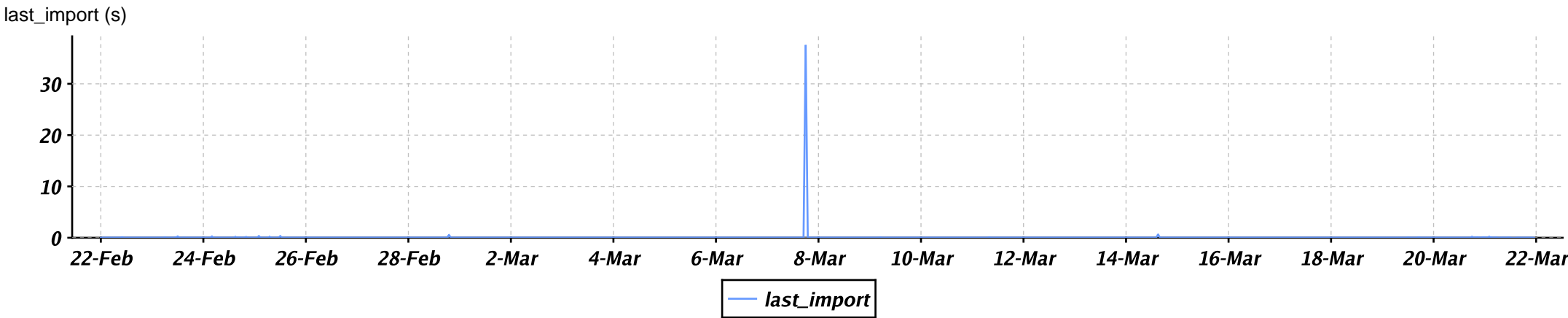
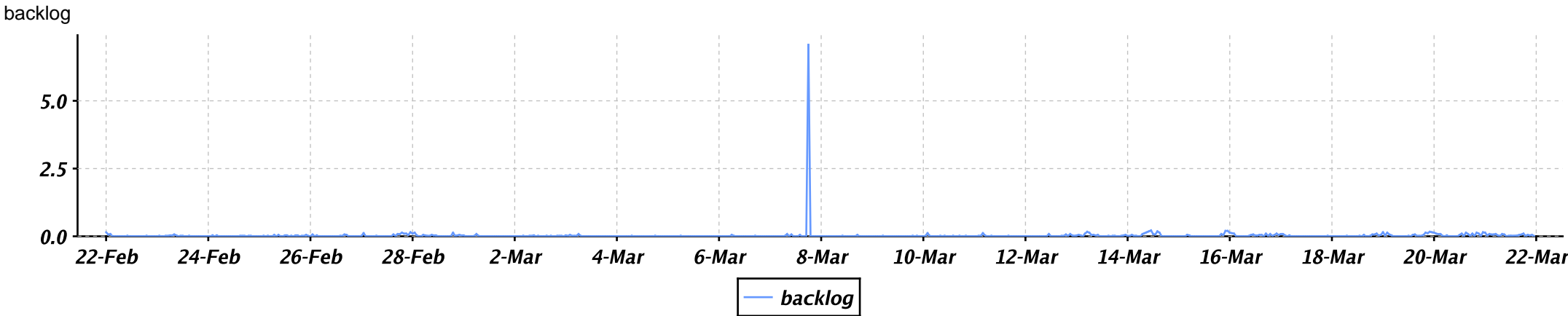


### Daily Breakdown And Performance Graphs

Events			
Date / Time	Status	Type	Information
2013-02-28 19:20:12.0	CRITICAL	SOFT	SLAVE CRITICAL - Slave sending error: Cannot connect [Connection refused] - restarting tunnel
2013-02-28 19:21:10.0	OK	HARD	SLAVE OK
2013-03-07 18:43:51.0	CRITICAL	SOFT	SLAVE CRITICAL - Slave sending error: No data received - restarting tunnel
2013-03-07 18:44:49.0	CRITICAL	HARD	SLAVE CRITICAL - Slave sending error: No data received - restarting tunnel
2013-03-07 18:53:51.0	OK	HARD	SLAVE OK
2013-03-14 15:33:14.0	CRITICAL	SOFT	SLAVE CRITICAL - Slave sending error: Cannot connect [Connection refused] - restarting tunnel
2013-03-14 15:34:11.0	OK	HARD	SLAVE OK
2013-03-21 21:46:35.0	CRITICAL	SOFT	(Return code of 7 is out of bounds)
2013-03-21 21:47:35.0	CRITICAL	HARD	(Return code of 7 is out of bounds)
2013-03-21 21:48:35.0	OK	HARD	SLAVE OK
2013-03-21 21:52:35.0	CRITICAL	SOFT	(Return code of 7 is out of bounds)
2013-03-21 21:53:36.0	OK	HARD	SLAVE OK

## Daily Breakdown And Performance Graphs

### Monthly Performance Graph



## Daily Breakdown And Performance Graphs

### Monthly Performance Graph

