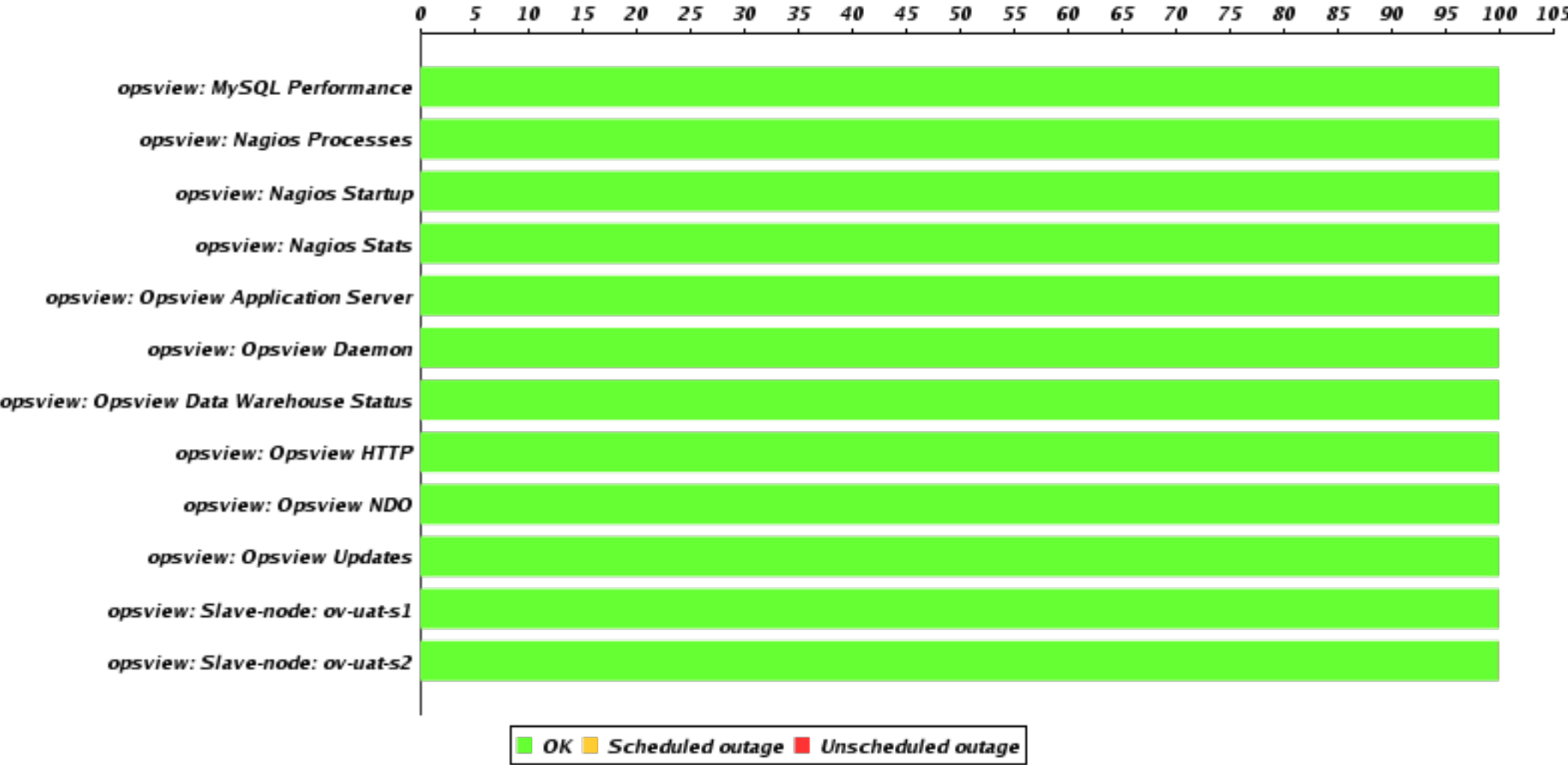


# Weekly Combined Service Level And Performance Report

Keyword: opsview-components

Time zone: America/Mexico\_City

Weekly Availability Chart



Weekly Service Level Availability Summary Table

Host	Service	Availability	Scheduled Outage	Unscheduled Outage	Total Availability	SLA Target
opsview	MySQL Performance	100.000 %	0.000 %	0.000 %	100.000 %	99.988 %
opsview	Nagios Processes	100.000 %	0.000 %	0.000 %	100.000 %	99.988 %
opsview	Nagios Startup	100.000 %	0.000 %	0.000 %	100.000 %	99.988 %
opsview	Nagios Stats	100.000 %	0.000 %	0.000 %	100.000 %	99.988 %
opsview	Opsview Application Server	100.000 %	0.000 %	0.000 %	100.000 %	99.988 %
opsview	Opsview Daemon	99.990 %	0.000 %	0.010 %	99.990 %	99.988 %
opsview	Opsview Data Warehouse Status	100.000 %	0.000 %	0.000 %	100.000 %	99.988 %
opsview	Opsview HTTP	99.992 %	0.000 %	0.008 %	99.992 %	99.988 %
opsview	Opsview NDO	100.000 %	0.000 %	0.000 %	100.000 %	99.988 %
opsview	Opsview Updates	100.000 %	0.000 %	0.000 %	100.000 %	99.988 %
opsview	Slave-node: ov-uat-s1	99.980 %	0.000 %	0.020 %	99.980 %	99.988 %
opsview	Slave-node: ov-uat-s2	99.970 %	0.000 %	0.030 %	99.970 %	99.988 %

Total Availability equals Availability

Availability: % of time in ok, warn or unknown states

Scheduled Outage: % of time in a critical state where scheduled downtime has been marked

Unscheduled Outage: % of time in a critical state where no scheduled downtime has been marked

## Weekly Performance Summary Table

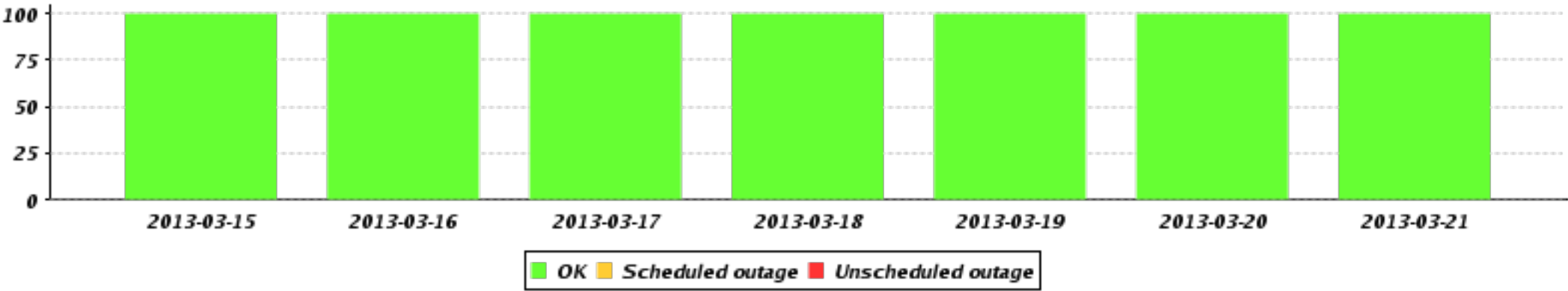
Host	Service	Metric	Average value
opsview	MySQL Performance	Connections	0.219
opsview	MySQL Performance	Max_used_connections	88.590
opsview	Nagios Processes	procs	9.776
opsview	Nagios Startup	delay	0.705
opsview	Nagios Stats	age (s)	4.170
opsview	Nagios Stats	avgactsvcexect (s)	2.157
opsview	Nagios Stats	avgactsvclatency (s)	0.311
opsview	Nagios Stats	avgpsvsvclatency (s)	0.409
opsview	Nagios Stats	cmdbuf	0.000
opsview	Nagios Stats	maxactsvcexect (s)	21.305
opsview	Nagios Stats	maxactsvclatency (s)	2.214
opsview	Nagios Stats	maxcmdbuf	10.772
opsview	Nagios Stats	maxpsvsvclatency (s)	1.169
opsview	Nagios Stats	numsvcactchk60m	297.130
opsview	Nagios Stats	numsvcpsvchk60m	544.591
opsview	Opsview Application Server	time (s)	0.003
opsview	Opsview Daemon	time (s)	0.009
opsview	Opsview HTTP	size (B)	711.000
opsview	Opsview HTTP	time (s)	0.193
opsview	Opsview NDO	last_import (s)	0.053
opsview	Opsview NDO	ndo_file_backlog	0.052
opsview	Slave-node: ov-uat-s1	backlog	0.059

Weekly Performance Summary Table

Host	Service	Metric	Average value
opsview	Slave-node: ov-uat-s1	last_import (s)	0.073
opsview	Slave-node: ov-uat-s1	time (s)	0.535
opsview	Slave-node: ov-uat-s2	backlog	0.037
opsview	Slave-node: ov-uat-s2	last_import (s)	0.005
opsview	Slave-node: ov-uat-s2	time (s)	0.538

Daily Breakdown And Performance Graphs

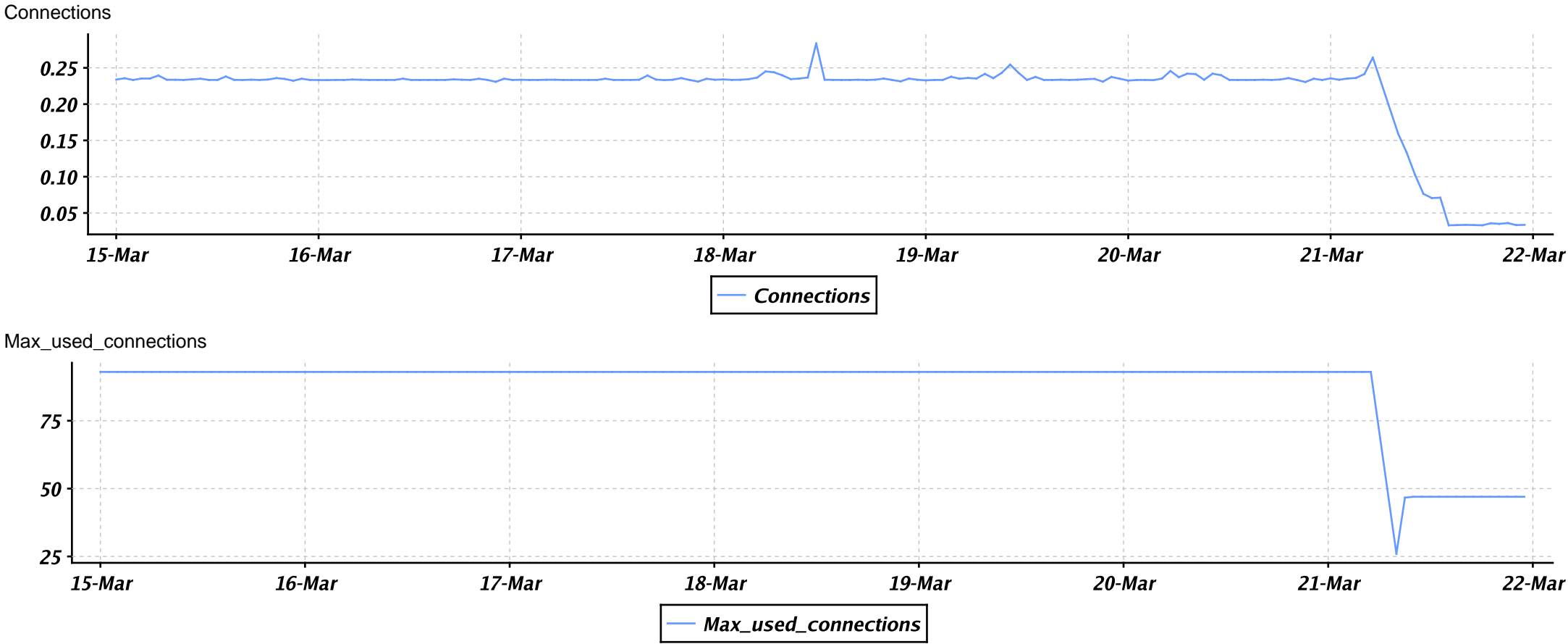
Hostname: opsview  
Service: MySQL Performance



Events			
Date / Time	Status	Type	Information
No events			

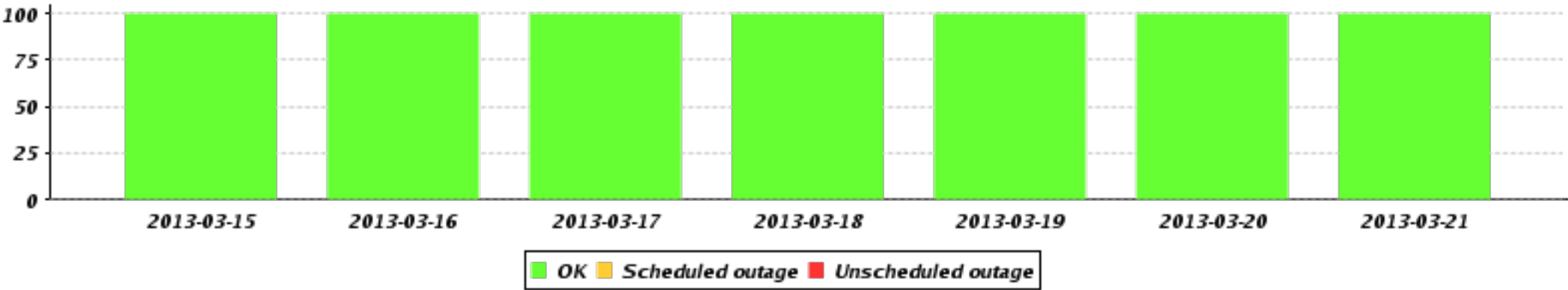
## Daily Breakdown And Performance Graphs

### Weekly Performance Graph



### Daily Breakdown And Performance Graphs

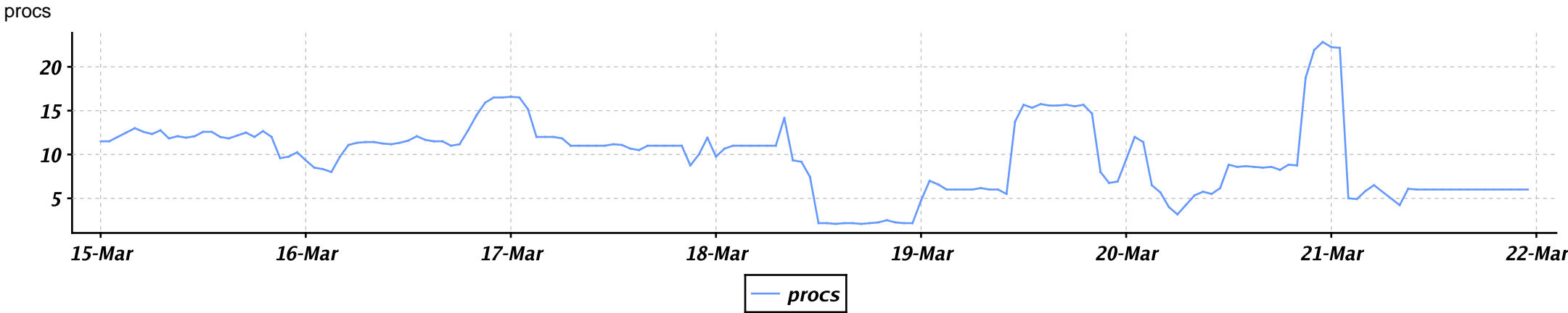
Hostname: opsview  
Service: Nagios Processes



Events			
Date / Time	Status	Type	Information
No events			

Daily Breakdown And Performance Graphs

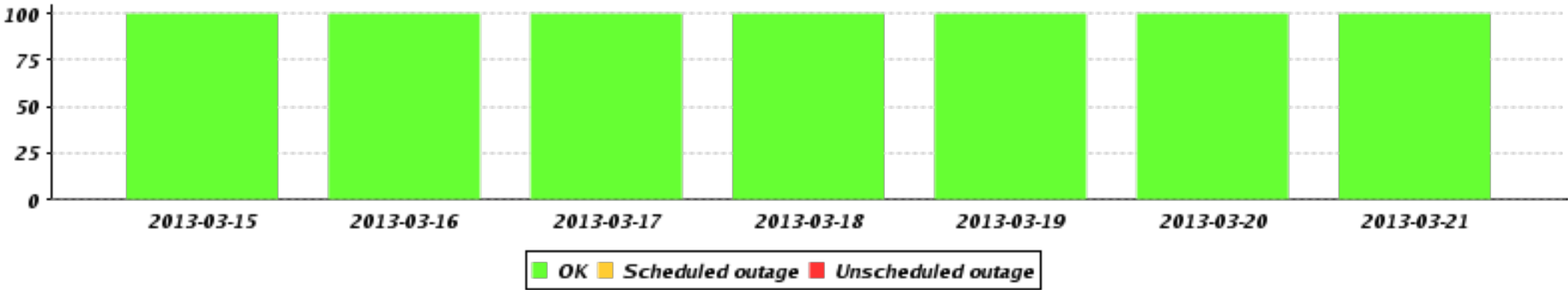
Weekly Performance Graph





Daily Breakdown And Performance Graphs

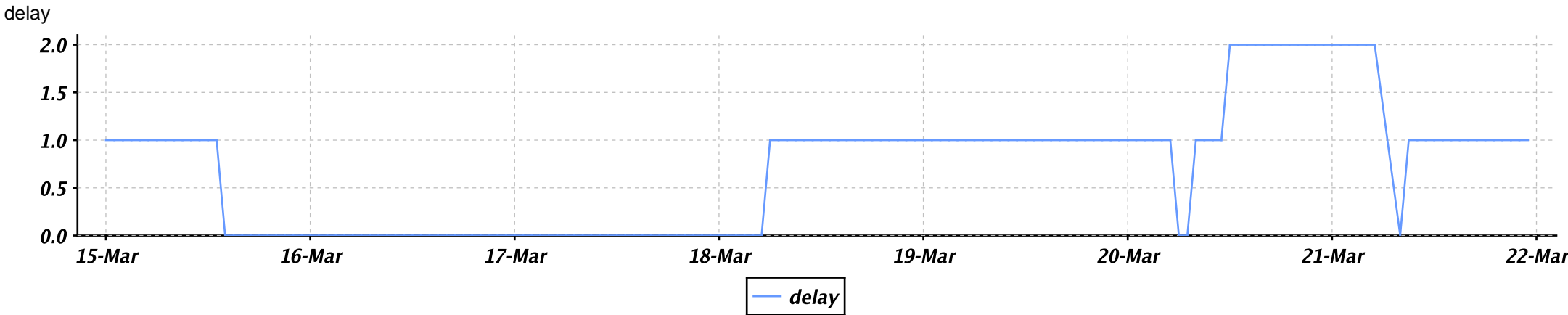
Hostname: opsview  
Service: Nagios Startup



Events			
Date / Time	Status	Type	Information
No events			

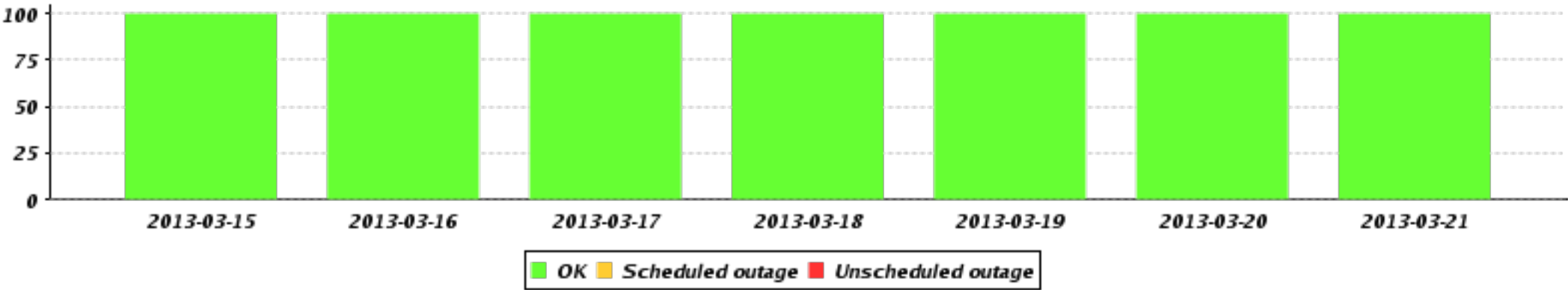
## Daily Breakdown And Performance Graphs

Weekly Performance Graph



### Daily Breakdown And Performance Graphs

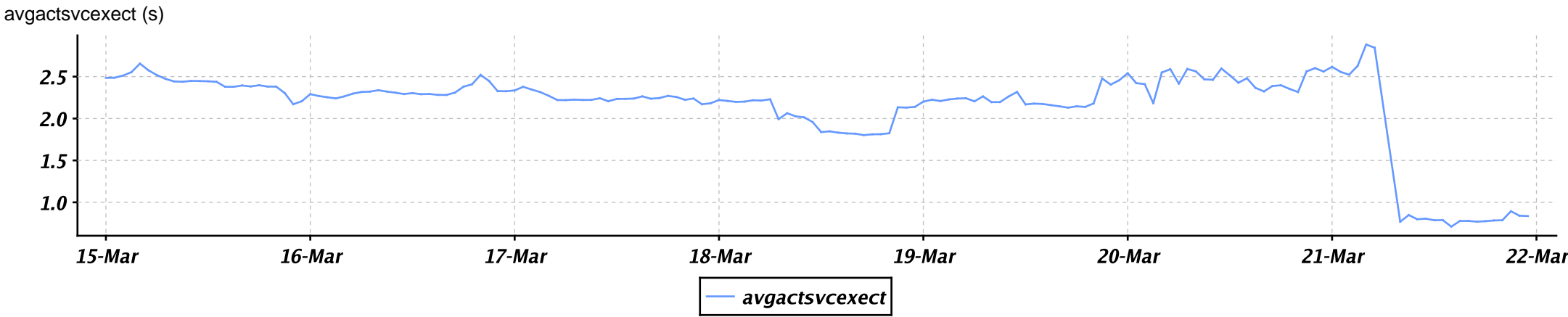
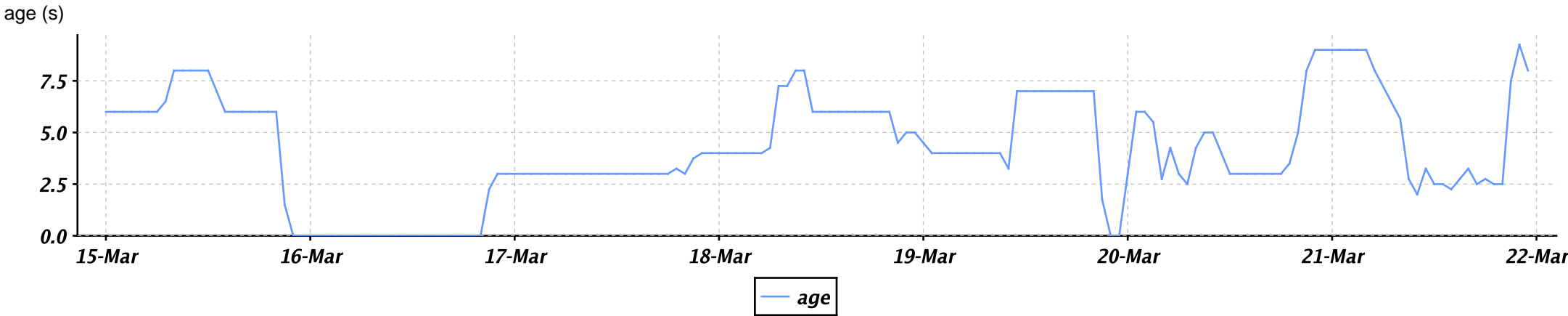
Hostname: opsview  
Service: Nagios Stats



Events			
Date / Time	Status	Type	Information
No events			

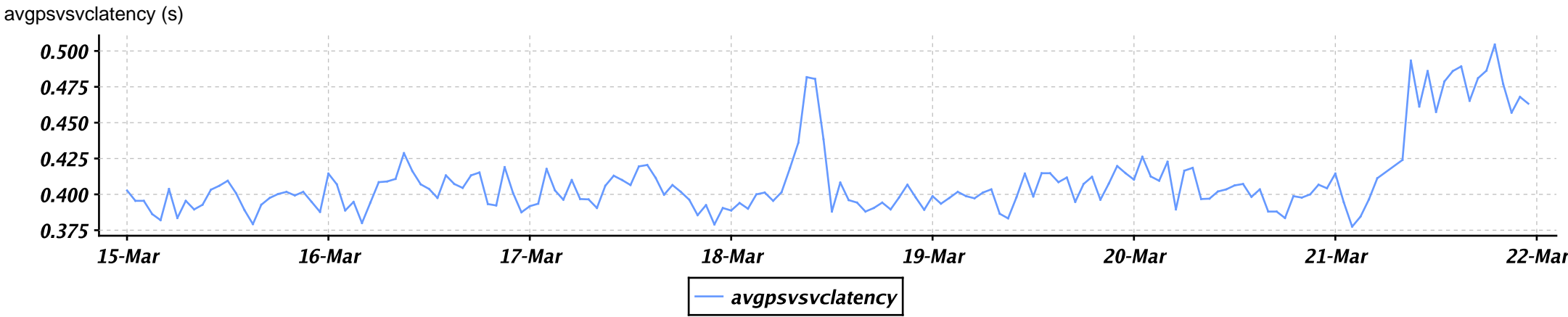
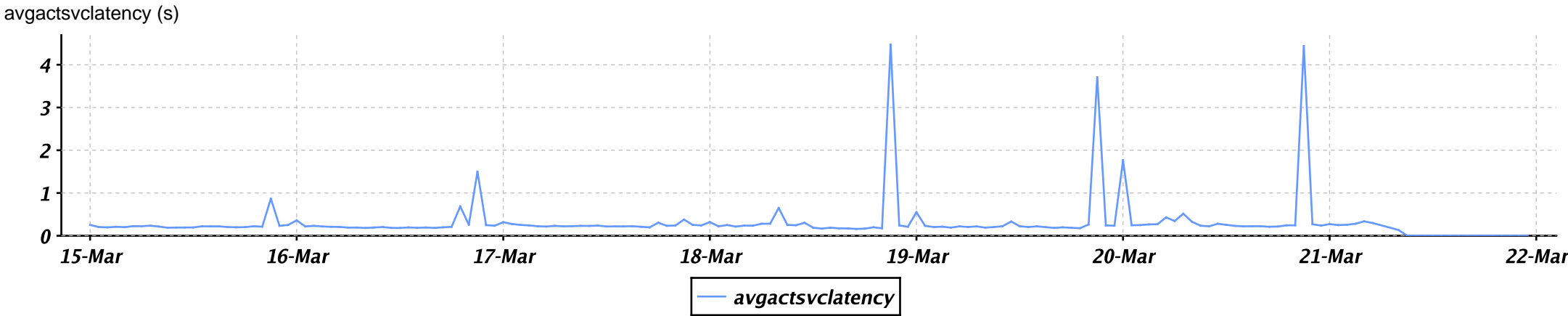
Daily Breakdown And Performance Graphs

Weekly Performance Graph



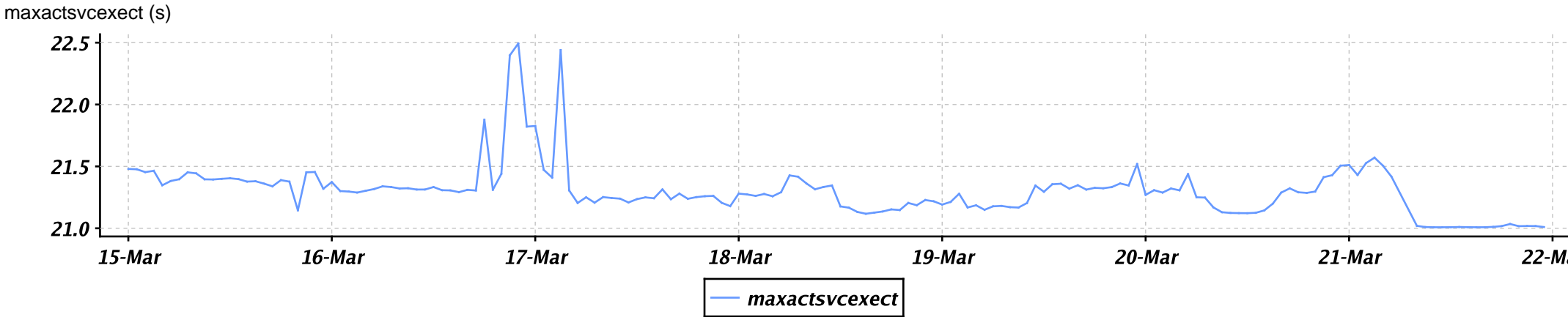
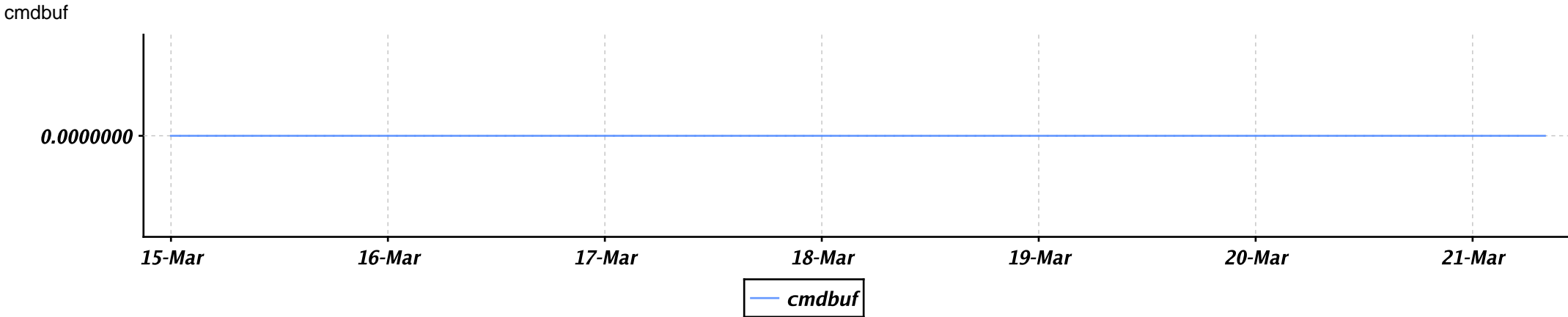
## Daily Breakdown And Performance Graphs

### Weekly Performance Graph



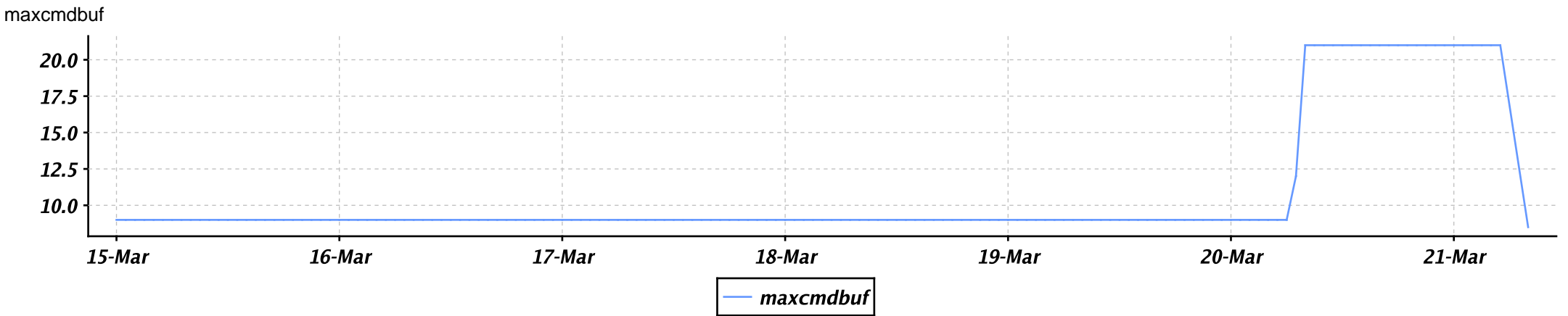
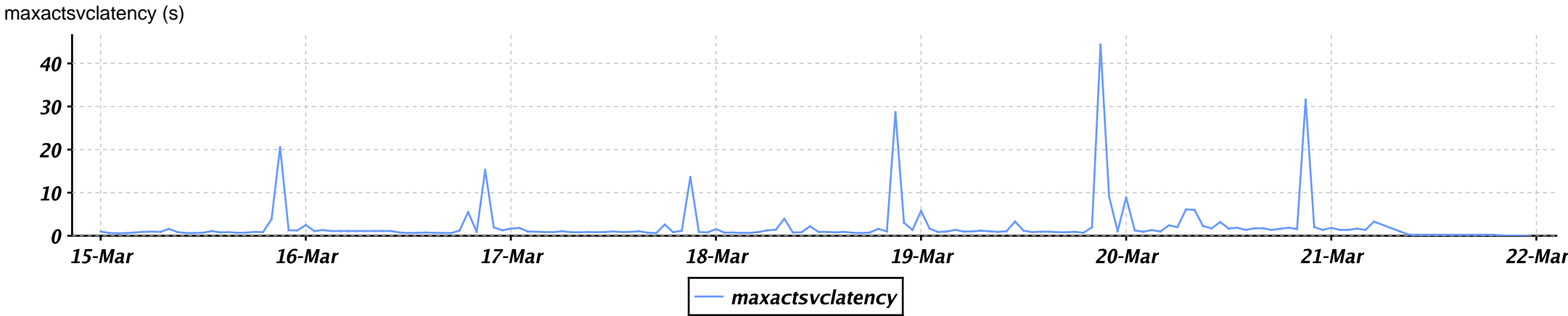
# Daily Breakdown And Performance Graphs

## Weekly Performance Graph



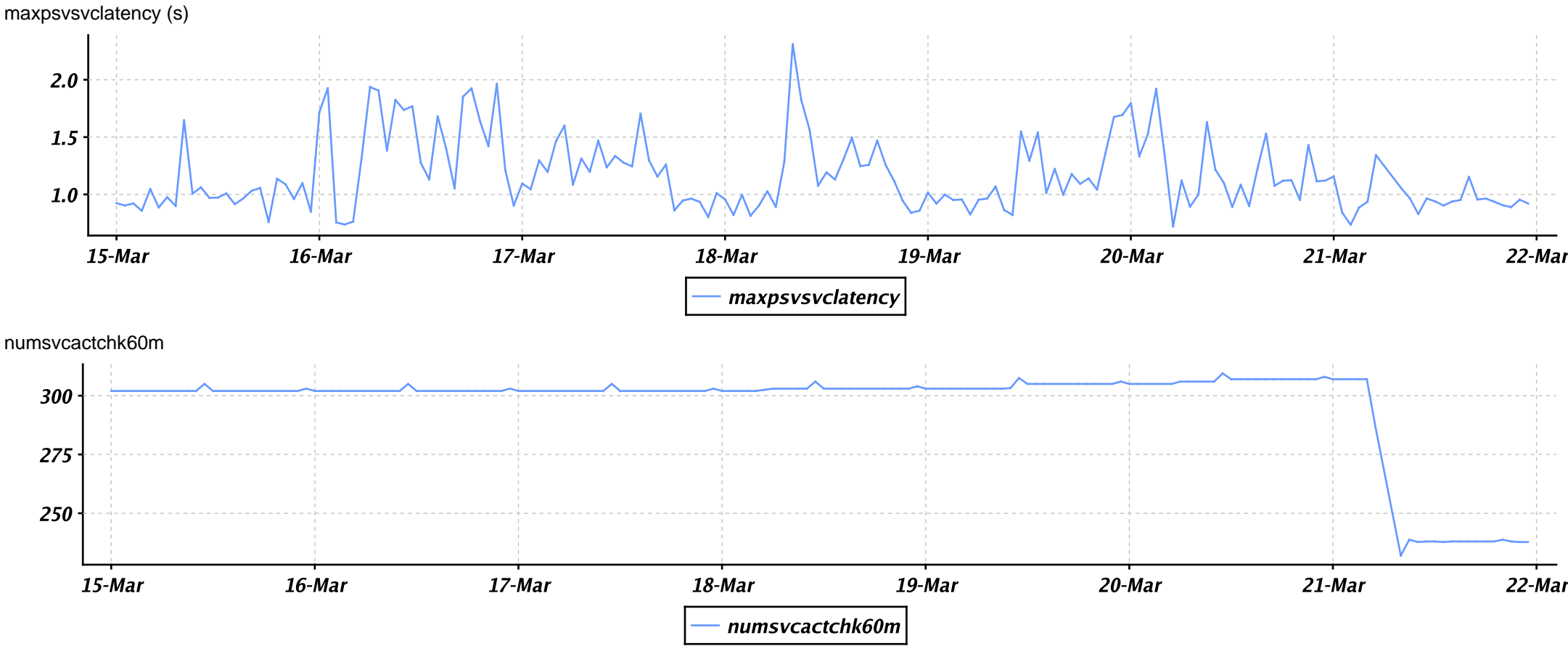
Daily Breakdown And Performance Graphs

Weekly Performance Graph



Daily Breakdown And Performance Graphs

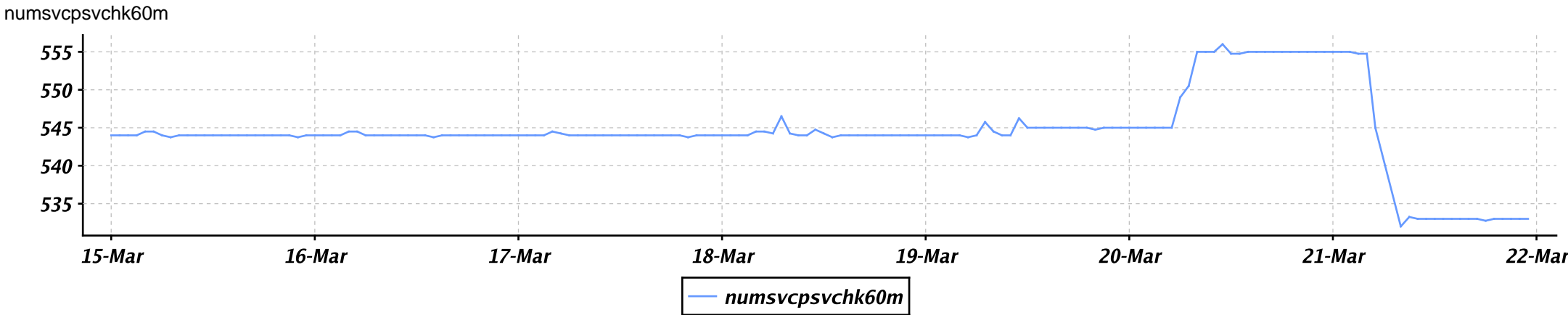
Weekly Performance Graph





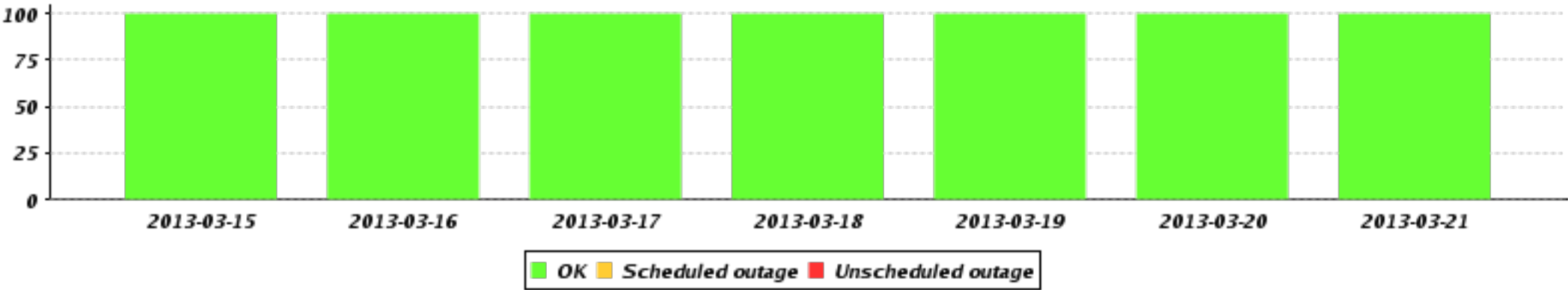
## Daily Breakdown And Performance Graphs

### Weekly Performance Graph



### Daily Breakdown And Performance Graphs

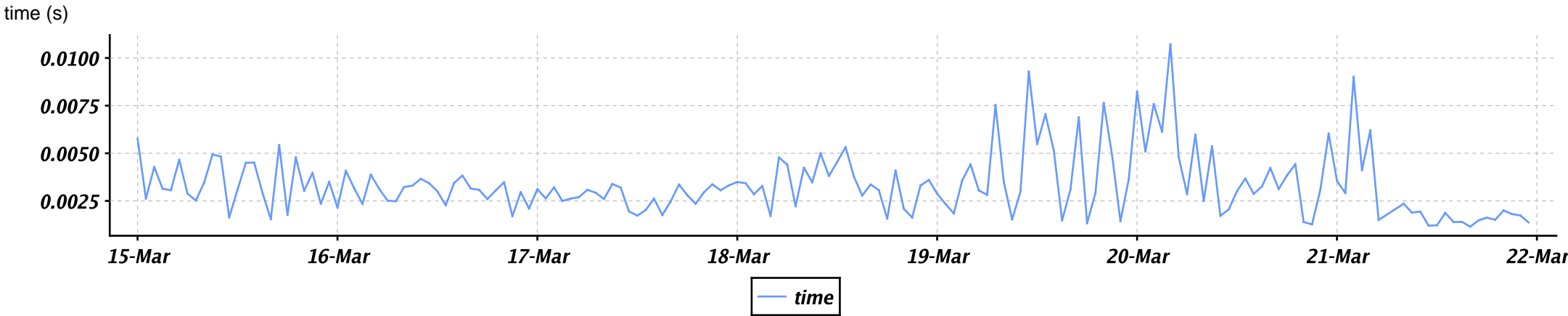
Hostname: opsview  
Service: Opsview Application Server



Events			
Date / Time	Status	Type	Information
No events			

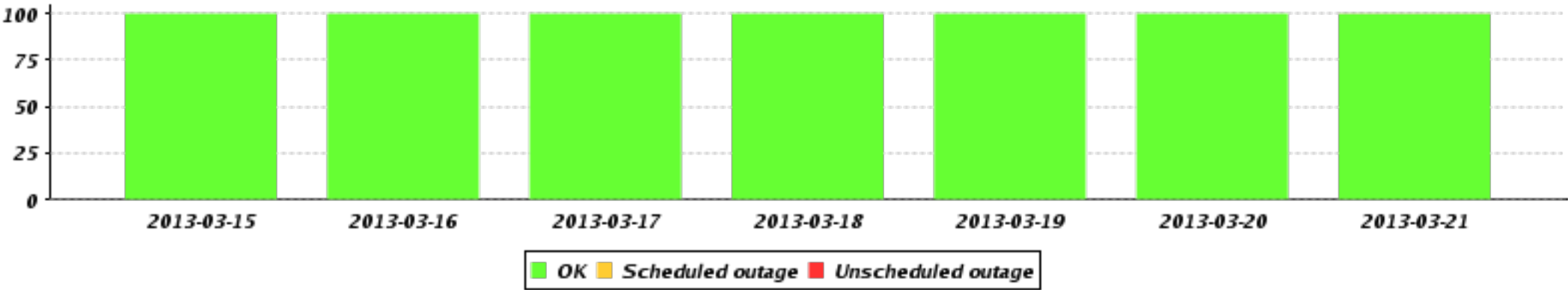
## Daily Breakdown And Performance Graphs

### Weekly Performance Graph



### Daily Breakdown And Performance Graphs

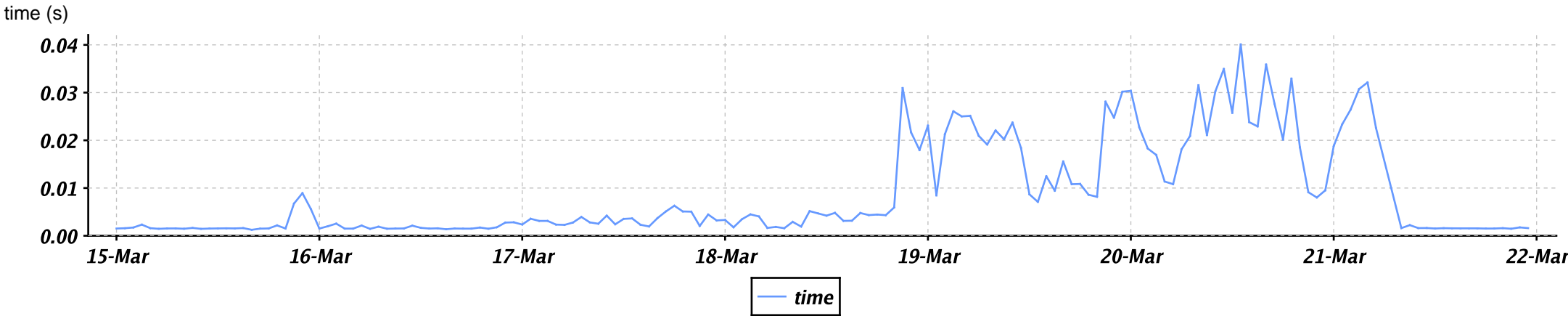
Hostname: opsview  
Service: Opsview Daemon



Events			
Date / Time	Status	Type	Information
2013-03-21 14:50:13.0	CRITICAL	SOFT	(Return code of 7 is out of bounds)
2013-03-21 14:51:13.0	OK	HARD	TCP OK - 0.002 second response time on socket /usr/local/nagios/var/rw/opsviewd.cmd

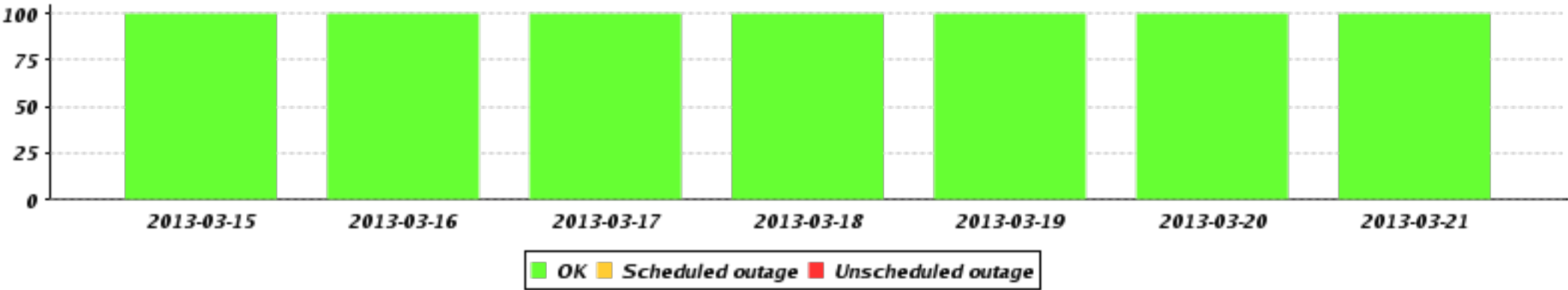
## Daily Breakdown And Performance Graphs

### Weekly Performance Graph



Daily Breakdown And Performance Graphs

Hostname: opsview  
Service: Opsview Data Warehouse Status

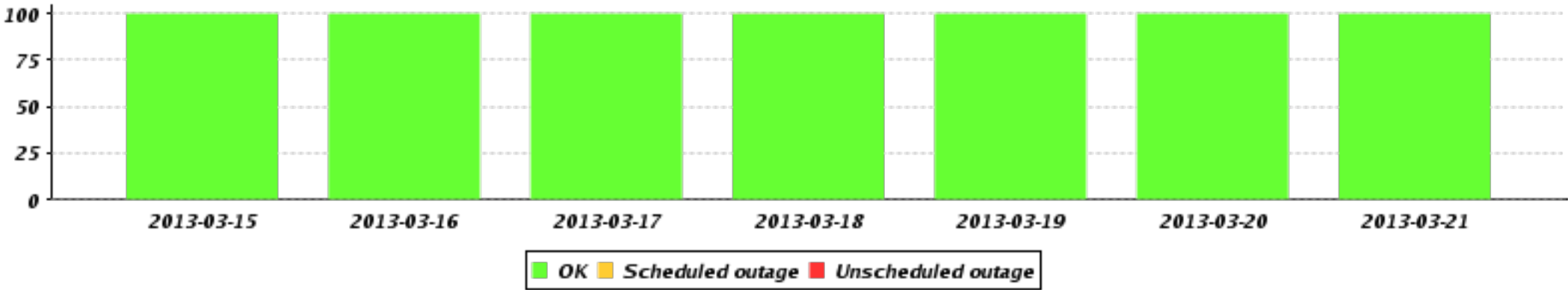


Events			
Date / Time	Status	Type	Information
2013-03-21 08:22:55.0	WARNING	SOFT	ODW_STATUS WARNING - No update since: 2013-03-21T11:00:00
2013-03-21 08:23:55.0	WARNING	SOFT	ODW_STATUS WARNING - No update since: 2013-03-21T11:00:00
2013-03-21 08:24:55.0	WARNING	HARD	ODW_STATUS WARNING - No update since: 2013-03-21T11:00:00
2013-03-21 09:24:53.0	OK	HARD	ODW_STATUS OK - Last updated: 2013-03-21T15:00:00

Daily Breakdown And Performance Graphs

Daily Breakdown And Performance Graphs

Hostname: opsview  
Service: Opsview HTTP

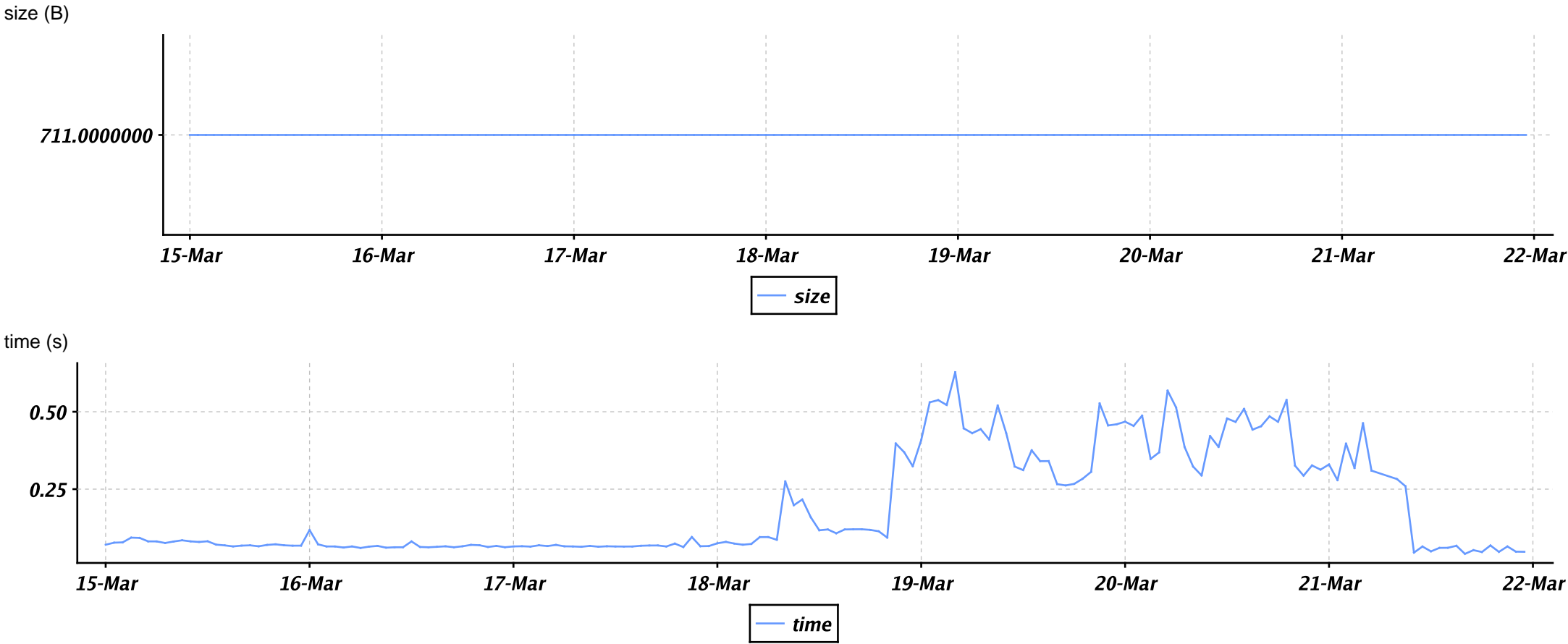


Events			
Date / Time	Status	Type	Information
2013-03-18 11:26:01.0	CRITICAL	SOFT	CRITICAL - Socket timeout after 10 seconds
2013-03-18 11:26:50.0	OK	HARD	HTTP OK: HTTP/1.1 302 Found - 711 bytes in 0.101 second response time



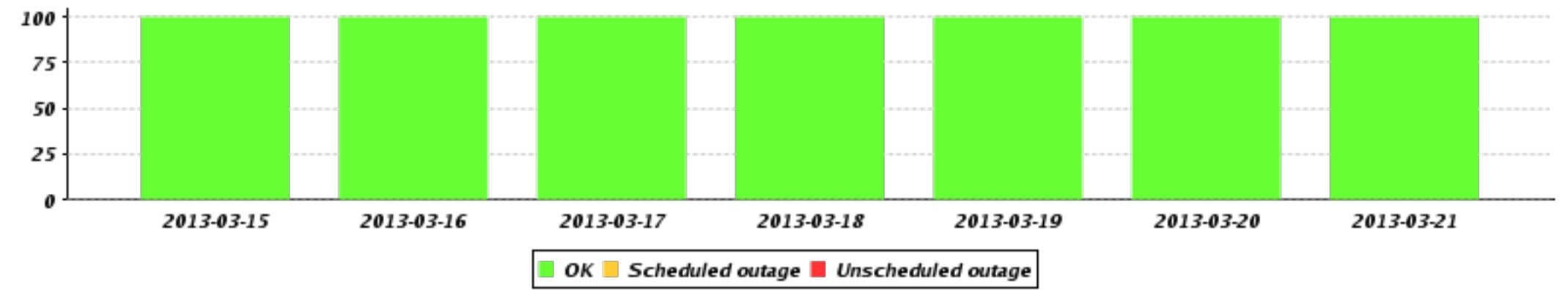
## Daily Breakdown And Performance Graphs

### Weekly Performance Graph



### Daily Breakdown And Performance Graphs

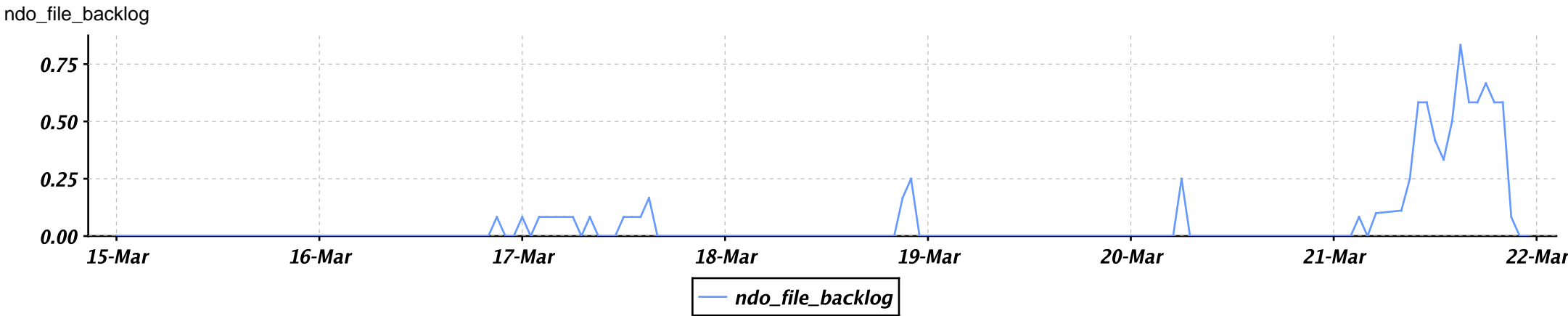
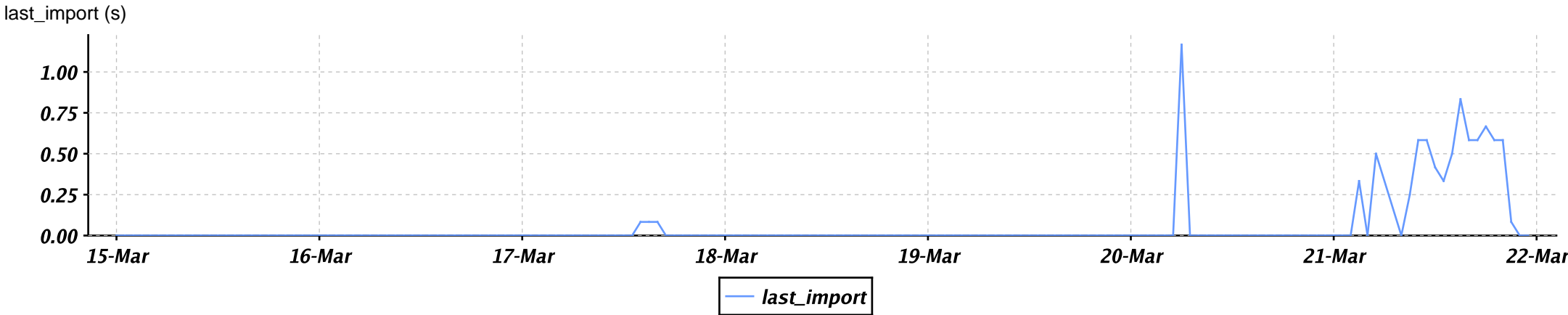
Hostname: opsview  
Service: Opsview NDO



Events			
Date / Time	Status	Type	Information
No events			

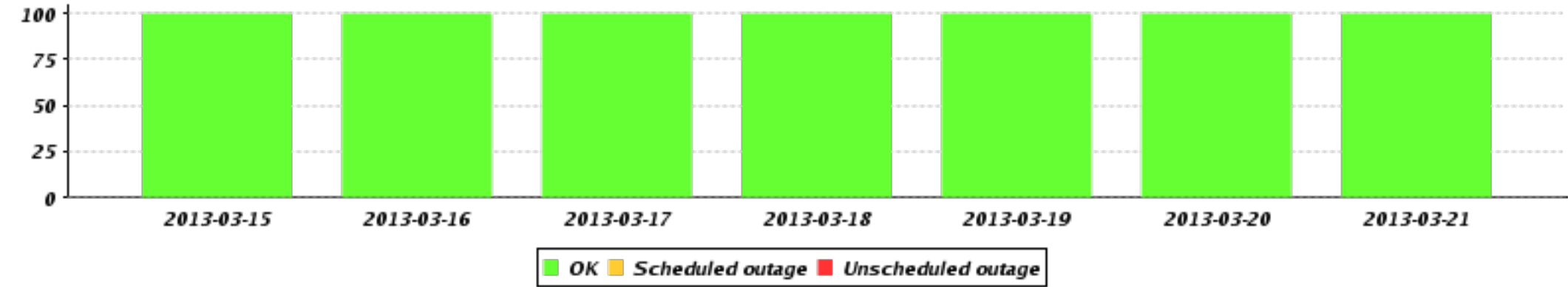
Daily Breakdown And Performance Graphs

Weekly Performance Graph



### Daily Breakdown And Performance Graphs

Hostname: opsview  
Service: Opsview Updates

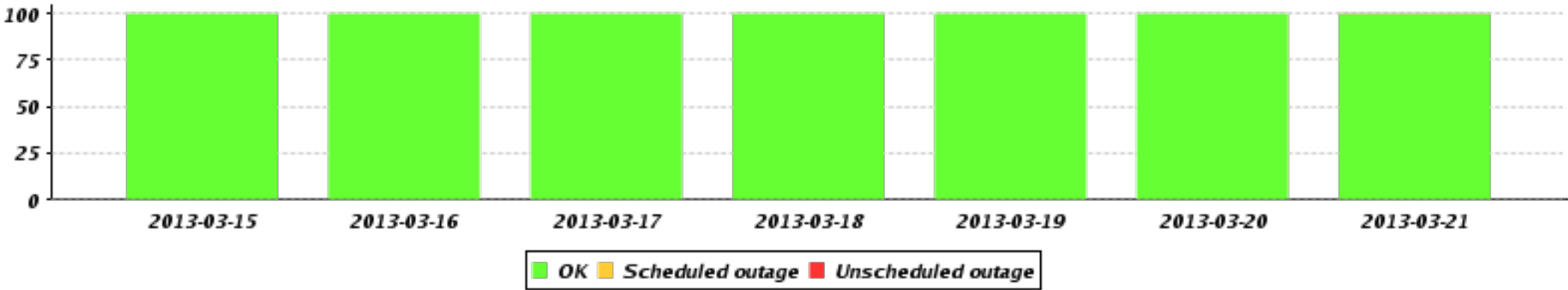


Events			
Date / Time	Status	Type	Information
No events			

Daily Breakdown And Performance Graphs

Daily Breakdown And Performance Graphs

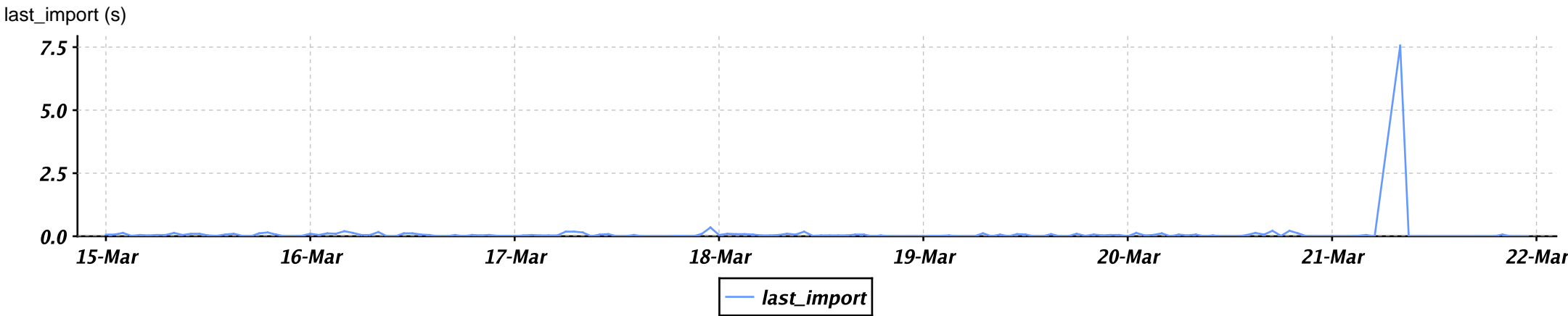
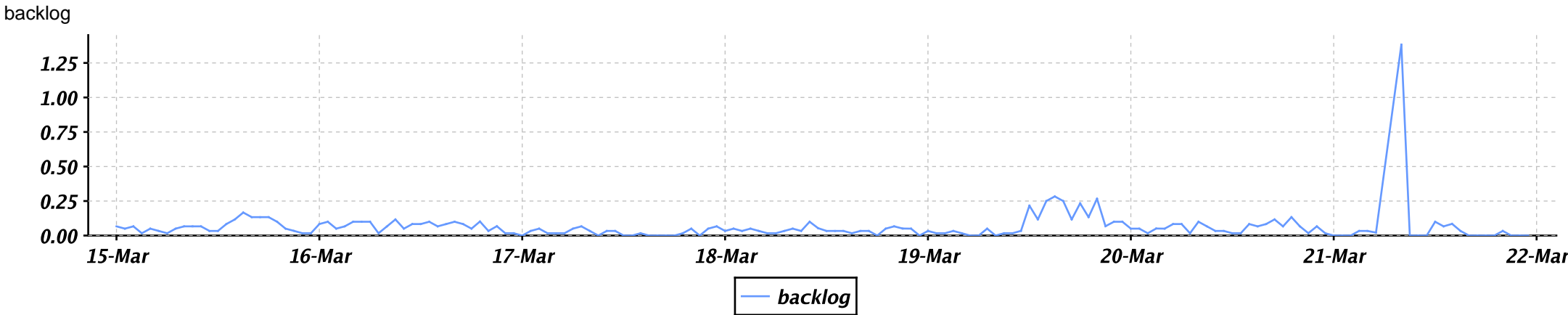
Hostname: opsview  
Service: Slave-node: ov-uat-s1



Events			
Date / Time	Status	Type	Information
2013-03-21 08:43:54.0	CRITICAL	SOFT	SLAVE CRITICAL - Slave sending error: Cannot connect [Connection refused] - restarting tunnel
2013-03-21 08:44:54.0	OK	HARD	SLAVE OK
2013-03-21 14:48:50.0	CRITICAL	SOFT	(Return code of 7 is out of bounds)
2013-03-21 14:49:51.0	OK	HARD	SLAVE OK

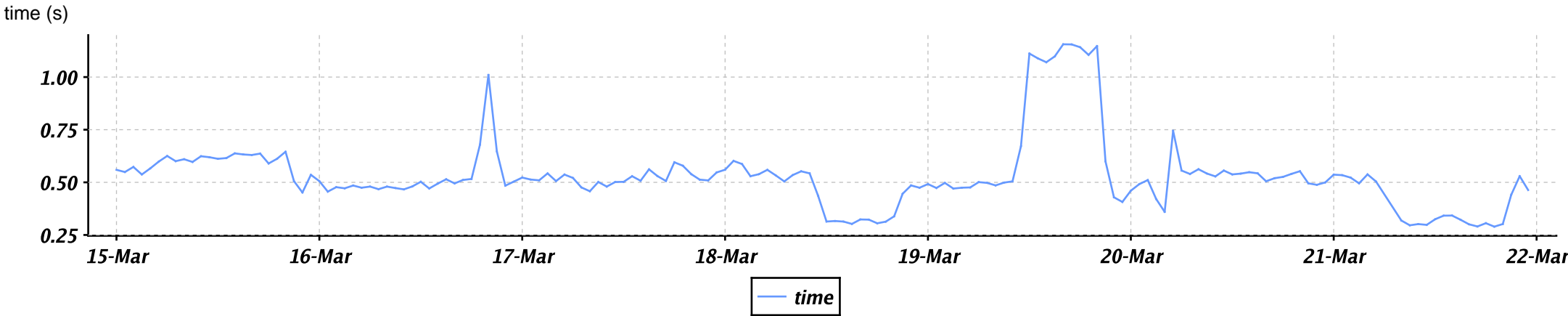
Daily Breakdown And Performance Graphs

Weekly Performance Graph



## Daily Breakdown And Performance Graphs

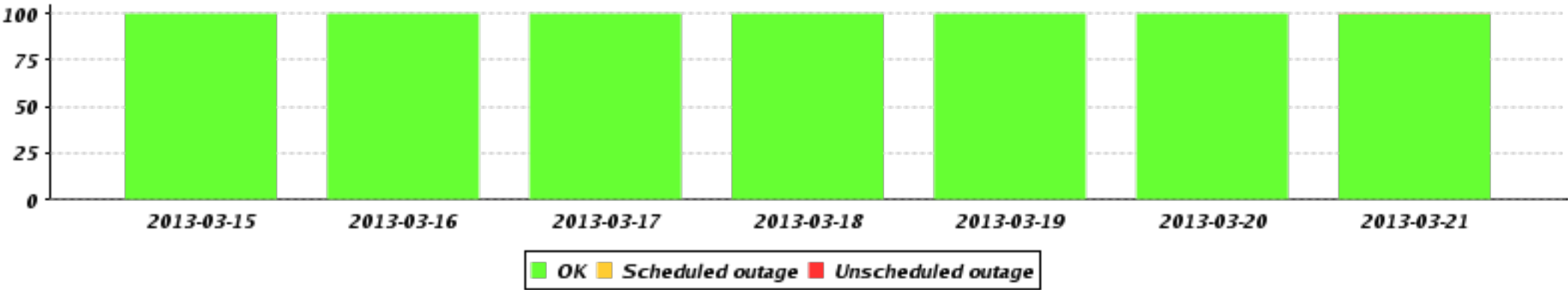
Weekly Performance Graph





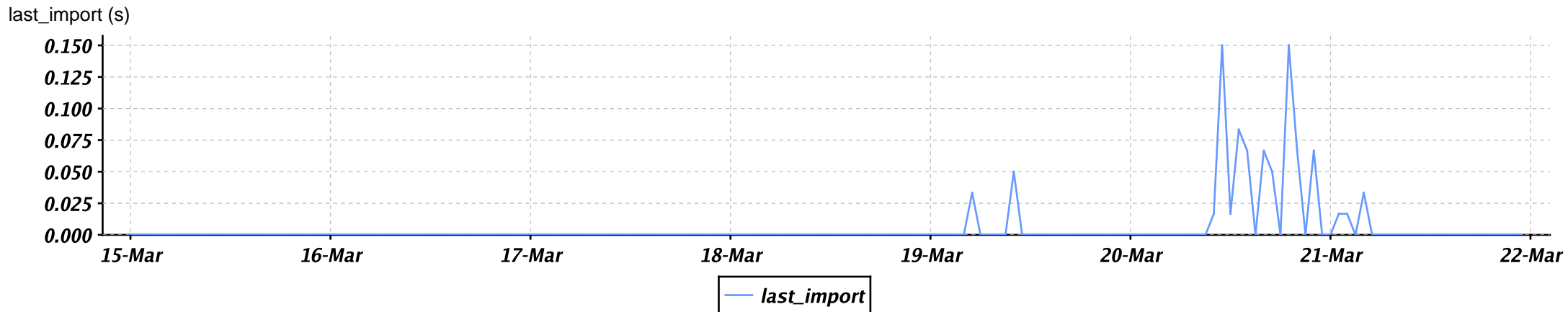
Daily Breakdown And Performance Graphs

Hostname: opsview  
Service: Slave-node: ov-uat-s2



Events			
Date / Time	Status	Type	Information
2013-03-21 14:46:35.0	CRITICAL	SOFT	(Return code of 7 is out of bounds)
2013-03-21 14:47:35.0	CRITICAL	HARD	(Return code of 7 is out of bounds)
2013-03-21 14:48:35.0	OK	HARD	SLAVE OK
2013-03-21 14:52:35.0	CRITICAL	SOFT	(Return code of 7 is out of bounds)
2013-03-21 14:53:36.0	OK	HARD	SLAVE OK

### Weekly Performance Graph



## Daily Breakdown And Performance Graphs

### Weekly Performance Graph

